Draw Elsa

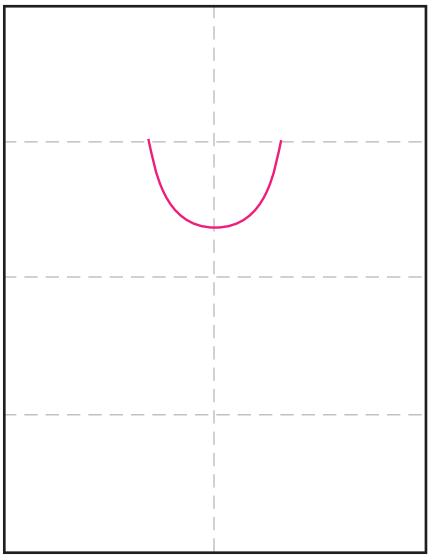

1. Make guide lines. Draw a U shape.

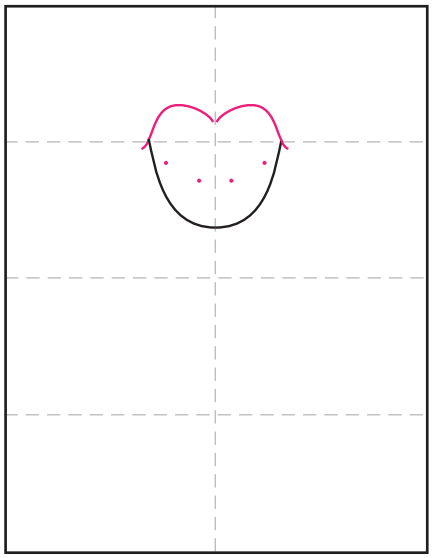

2. Add hair line. Make dots for eyes.



3. Connect the dots for eyes. Add hair.

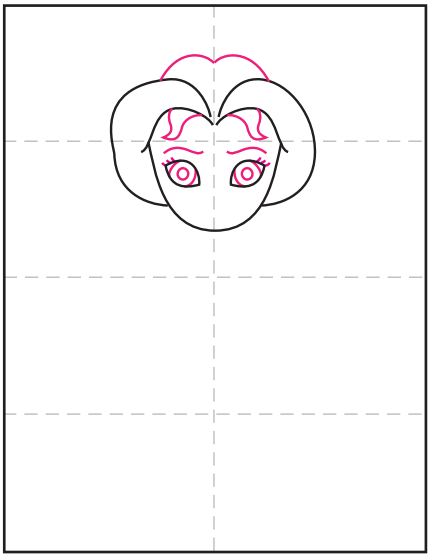

4. Finish eyes, add bangs and top hair.



5. Add head details. Start the body.



6. Draw the two arms.



7. Draw the clothes details. Start braid.



8. Finish braid, clothes and snowflake.

© 2015 www.artprojectsforkids.org