

August 2023

Art Curriculum Club Password

artclub


MONDAY

TUESDAY

WEDNESDAY

THURSDAY

FRIDAY



Super Easy Drawing (K-1)



Simple Bugs (K-1)



Alphabet Art (K-1)



Chameleon (K-1)



Bear Face (K-1)




School Building (K-1)



Neighborhood (K-1)



Drawing Children (K-1)



Cow Easy (K-1)



Bushel of Apples (2-3)



Farm (2-3)



Tree (2-3)



Cat Collage (2-3)



Fox Face (2-3)



Line Art Leaf (3-5)




Mona Lisa (3-5)



Doodle Name (3-5)



Lego Self Portrait (3-5)



Nate Williams (3-5)




Super Heroes (3-5)



Sun Glasses Self Portrait (3-5)



Half Portrait (3-5)



Me & My Goals (3-5)



BONUS 3D Letters (3-5)

August 2023 Art Standards and Objectives

Day. Project (Grade)	NAEA	ELEMENTS OF ART
01. Easy Birds (K-1)	VA: Cr3.1.Ka	Add LINES to circle SHAPES to draw simple birds looking in different directions. Fill with bright COLORS.
02. Doodle Bugs (K-1)	VA: Cr3.1.Ka	Use LINES to draw SHAPES to create simple summer bugs. Adding smaller bugs creates feeling of SPACE.
03. Alphabet Art (K-1)	VA: Cr3.1.Ka	Trace an Alphabet template with crayons LINES and wash over with watercolor. Writing and good intro to painting practice.
04. Chameleon (K-1)	VA: Cr3.1.Ka	LINES to draw SHAPES that go together to make a chameleon. COLOR with patterns like A-B or A-B-C or rainbow order, etc.
07. Bear Face (K-1)	VA: Cr3.1.Ka	LINES to draw SHAPES to create a bear face. Emphasis on drawing large and filling up the entire paper.
08. School (K-1)	VA: Cr3.1.Ka	LINES to draw SHAPES to create a familiar school building. Lots of straight line drawing practice, and lesson in symmetry.
09. Neighborhood (K-1)	VA: Cn10.1.3a	LINES to draw SHAPES to create their neighborhood from memory. Straight line practice. Intro to drawing cars.
10. Children (K-1)	VA: Cr3.1.Ka	LINES create a body SHAPE, add background. Basic body drawing practice. Easy way to add hair to head, no erasing.
11. Cow Easy (K-1)	VA: Cr3.1.Ka	LINES create a cow SHAPE. Fill with familiar cow COLOR. Add an environment to complete the drawing.
14. Apples (2-3)	VA: Re.7.2.Ka	LINES create APPLE shapes and then are layered to create SPACE. Layers make the basket look like it has FORM, is not flat.
15. Farm (2-3)	VA: Re.7.2.Ka	LINES create the farm and road SHAPES, and the overhead view adds lots of SPACE. Intro to idea of different points of view.
16. Tree (2-3)	VA: Re.7.2.Ka	LINES create the SHAPES of a tree. Drawing based on what is known about how they grow, thick at bottom, skinny at the tips.
17. Cat Collage (2-3)	VA: Re.7.2.Ka	Newsprint paper creates SHAPES of a cat. The paper adds visual TEXTURE. Cat's body has one VALUE - black (no gray).
18. Fox Face (2-3)	VA: Re.7.2.Ka	LINES create the SHAPES of a fox face. Symmetry drawing practice. Drawing a close up view fills up the SPACE on the page.
21. Line Leaf (2-3)	VA: Cr3.1.Ka	LINE practice drawing making patterns inside a leaf template. Fine motor skill drawing practice. Creative patterns encouraged.
22. Mona Lisa (3-5)	VA: Cn10.1.2a	Creativity encouraged to create new environment with only LINES. Background has one VALUE of black. Art history.
23. Doodle Name (3-5)	VA: Cn10.1.2a	LINES around block letter SHAPES of a name allow for creative expression. Finish with lots of COLOR.
24. Lego Portrait (3-5)	VA: Cr3.1.Ka	LINES create SHAPES to create a familiar Lego. Creative expression: add personal elements. Bright Lego COLORS encouraged.
25. Williams Portrait (3-5)	VA: Cr3.1.Ka	LINES create a simple profile face in style of Nate Williams, each section filled with different COLOR. Creative expression.
28. Superheroes (3-5)	VA: Cn10.1.2a	LINES used to create body SHAPES. Body proportion practice. COLOR that resembles superheroes encouraged.
29. Sunglass Portrait (3-5)	VA: Cn10.1.2a	LINES added to a sunglass SHAPE. Facial proportion drawing practice. Encourage creative expression in glasses.
30. Half Portrait (3-5)	VA: Cn10.1.2a	Facial proportion drawing practice. Letter drawing practice. Creative COLORS encouraged for block letters.
31. Goals Portrait (3-5)	VA: Cn10.1.2a	Facial proportion drawing practice. Creative writing includes sentence writing practice.
BONUS. 3D Letters (3-5)	VA: Cn10.1.2a	Use LINES to draw letter SHAPES, add sides to give them FORM. Fill with COLOR, darken VALUE for shadows.

September 2023

Art Curriculum Club Password

artclub

MONDAY

TUESDAY

WEDNESDAY

THURSDAY

FRIDAY

29

30

31

01



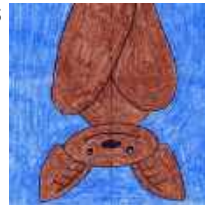
Leaf (K-1)

04



Peppa Pig (K-1)

05



Hanging Bat (K-1)

06



Pet the Cat (K-1)

07



Baby Fox (K-1)

08



Owl Easy (2-3)

11




Squirrel (2-3)

12



Cat Face (2-3)

13



Fall Grid (2-3)

14



Leaves (2-3)

15



Koi Fish (2-3)

18




Fox with Tie (2-3)

19



Maple Leaf (2-3)

20



Kandinsky Tree (2-3)

21



Raccoon Fox (2-3)

22



Red Fox (2-3)

25



Fall Tree (2-3)

26



Grumpy Cat (4-5)

27



Sunset (4-5)

28



Minecraft (4-5)

29



Grid Tree (4-5)

September 2023 Art Standards and Objectives

Day. Project (Grade)	NAEA	ELEMENTS OF ART
01. Pattern Leaf (K-1)	VA: Cr3.1.1a	Crayon LINES in a leaf SHAPE create patterns with TEXTURE. Fill sections with different COLORS. Good intro to painting.
04. Peppa Pig (K-1)	VA: Cr3.1.1a	Use LINES to draw SHAPES that look like the familiar character Peppa Pig. Introduce idea that far things look smaller than close.
05. Bat (K-1)	VA: Cr3.1.1a	LINES create SHAPES that look like a hanging Bat. Match with Bat life studies.
06. Pete the Cat (K-1)	VA: Cr3.1.1a	LINES create SHAPES that look like the character Pete the Cat. The book references lots of COLORS.
07. Baby Fox (K-1)	VA: Cr1.2.2a	LINES create SHAPES that look like a baby fox. Oil pastels add great COLOR and TEXTURE. Intro to new media.
08. Owl (K-1)	VA: Cr3.1.1a	An owl is created from LINES and SHAPES and patterns. Different sections may be filled with different bright COLORS.
11. Squirrel (2-3)	VA: Cr3.1.1a	A squirrel is drawn using LINES and SHAPES. The layered arms and legs give the appearance of dimension and FORM.
12. Cat Face (2-3)	VA: Cr3.1.1a	An cat face is drawn using LINES and SHAPES. A focus on the eyes and mouth allows for different expressions.
13. Fall Grid (2-3)	VA: Cr3.1.1a	Use math to estimate dividing a page into sections. Use LINES to create fall SHAPES, and fill with fall COLORS.
14. Leaf (2-3)	VA: Cr3.1.1a	Use LINES to create the SHAPE of a fall leaf. Blend COLORS to create the look of a fall leaf.
15. Fish Koi (2-3)	VA: Cr1.2.2a	Curved LINES make fish SHAPES with a unique overhead point of view. Watercolor wash intro to painting. Intro to new media.
18. Fox Tie (2-3)	VA: Cr3.1.1a	A fox is drawn using LINES and SHAPES. The added tie encourages creativity and imaginative story-telling.
19. Leaf (2-3)	VA: Cr3.1.1a	LINES are used to make a maple leaf SHAPE. Creative overlapping COLORING to reflect fall season is encouraged.
20. Kandinsky (2-3)	VA: Cr3.1.1a	COLLAGE with lots of layered SHAPES. Inspired by Kandinsky's COLOR in his famous painting. Art History. Intro to new media.
21. Raccoon (2-3)	VA: Cr3.1.1a	A LINE drawing of a raccoon filled with short lines for implied TEXTURE. COLOR on scarf only creates contrast.
22. Red Fox (2-3)	VA: Cr3.1.1a	A side view of a fox is drawn using LINES and SHAPES. Colors are added with fuzzy edges to imply fuzzy TEXTURE.
25. Fall Tree (2-3)	VA: Cr3.1.1a	Scale of the leaves are used with this LINE drawing to create SPACE. Creative mixed fall COLORS encouraged.
26. Grumpy Cat (3-5)	VA: Cr3.1.1a	LINES and SHAPES are used to create a cat face. The large features allow practice drawing emotions.
27. Sunset (3-5)	VA: Cr3.1.1a	Draw a landscape with SPACE using LINES and SHAPES. Road includes scale to add perspective.
28. Minecraft (3-5)	VA: Cn10.1.2a	Self portrait created using LINES on a grid. Symmetry, then creative expression encouraged. Connection to pop culture.
29. Tree Grid (3-5)	VA: Cr3.1.1a	LINES drawn to make tree branch SHAPE and filled with WARM and COOL colors.

October 2023

Art Curriculum Club Password

artclub

MONDAY



Halloween Things (K-1)

TUESDAY



Frankenstein (K-1)

WEDNESDAY



Scarecrow Face (K-1)

THURSDAY



Vampire Bat (K-1)

FRIDAY



Paul Klee City (1-2)



Owl (1-2)



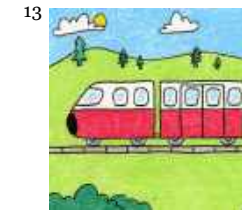
Car (1-2)



Papel Picado (2-3)



Vampire (2-3)



Train (2-3)



Spider (2-3)



Frankenstein (2-3)



Toucan (2-3)




Ghost (3-5)



Owl Face (3-5)



Haunted House (3-5)



Witch Feet (3-5)



Day of the Dead (3-5)



Pasta Skeletons (3-5)



Scream Self Portrait (3-5)



Wednesday Addams (3-5)



Nightmare Self Portrait (3-5)



BONUS: Diwali (3-5)

October 2023 Art Standards and Objectives

Day. Project (Grade)	NAEA	ELEMENTS OF ART
02. Halloween (K-1)	VA: Cr3.1.Ka	Use all kinds of LINES (straight, curvy, zig-zag) to create a variety of familiar Halloween SHAPES. Fill with COLOR.
03. Crankenstein (K-1)	VA: Cr3.1.Ka	Draw a character from "Crankenstein" Book. Use variety of LINES to draw the SHAPES of the face. Learn to draw angry eyes.
04. Scarecrow (K-1)	VA: Cr3.1.Ka	Use LINES to draw the simple SHAPES of a scarecrow face. Includes geometric shapes like circle, square and triangle.
05. Bat (K-1)	VA: Cr3.1.1a	Draw the SHAPES of a bat, with emphasis on Halloween creativity instead of realism. Good example of symmetry.
06. Klee City (K-1)	VA: Cr2.3.3a	Use LINES to draw geometric SHAPES that represent buildings. Fill with COLOR. Art History connection: Paul Klee.
09. Owl (K-1)	VA: Cr3.1.1a	LINES make up an owl, and are filled with creative patterns of choice that use geometric SHAPES like circles and triangles.
10. Car (K-1)	VA: Cr3.1.1a	Use LINES to make the SHAPE of a car. COLOR and add a background of choice. Could challenge students to add a driver.
11. Papel Picado (2-3)	VA: Cn10.1.4a	A template provides paper folding and cutting practice to create the traditional craft from Mexico. Step by step directions.
12. Vampire (2-3)	VA: Cr3.1.1a	LINES used to draw SHAPES that make up the body of a vampire. Seasonal theme with body proportion practice.
13. Train (2-3)	VA: Cr3.1.1a	LINES used to draw SHAPES to make a train. Lesson in SPACE when students draw large (close) and small (faraway) trees.
16. Spider (2-3)	VA: Cr3.1.1a	Draw a spider with round LINES and its web with straight LINES. Lesson about spiders (8 legs, thorax, abdomen)
17. Frankenstein (2-3)	VA: Cr3.1.1a	LINES used to draw SHAPES that make up a seasonal character. Creative COLOR. How continuous brow line makes angry eyes.
18. Toucan (2-3)	VA: Cr3.1.1a	LINES that make the SHAPE of this COLORFUL bird. Lesson in coloring of actual tropical birds, or making up your own.
19. Ghost (2-3)	VA: Cr3.1.1a	LINES make up the SHAPE of fabric so it looks like it has dimensional FORM.
20. Owl Face (2-3)	VA: Cr3.1.1a	Use LINES to draw the SHAPES of an owl. Emphasis on drawing large and filling up all the SPACE. Symmetrical face drawing.
23. Haunt House (3-5)	VA: Cr3.1.1a	LINES are used to draw the SHAPE of a popular seasonal house. Emphasis on getting creative with the details in the windows.
24. Witch (3-5)	VA: Cr3.1.1a	Symmetrical drawing practice, using LINES to make the SHAPES of a boot. Curvy toes add more complexity.
25. Day of Dead (3-5)	VA: Cn10.1.4a	LINES make up the SHAPE of skull, and shading gives it more FORM. Culture connection to Day of the Dead celebrations.
26. Pasta Skeleton (3-5)	VA: Cr1.2.2a	Dried pasta glued a craft stick board offers gluing practice and lesson about the basics of the skeletal form.
27. Scream (3-5)	VA: Cr3.1.1a	Mixed media. Crayon drawing of expressive face, with streams of watercolor paint blown for hair. Art History: Scream painting
30. Wednesday (3-5)	VA: Cr3.1.1a	Use LINES to draw a familiar character, Wednesday Addams. Body drawing practice. Pop culture connection.
31. Nightmare (3-5)	VA: Cr1.2.2a	A black and white portrait drawing that offers a study in VALUE. Students learn how to draw in the style of artist Tim Burton.
BONUS. Diwali	VA: Cn10.1.4a	Draw a hand holding a lamp in honor of the important festival in India called Diwali. Cultural connection.