




all












Earth Day Tropical, 12 Page Mural



DIMENSIONS: Finished 12 page dimensions: 42" x 20"

© 2018 artprojectsforkids.org

MATERIALS


- Card stock paper, 67 lb. recommended
- Paper cutter
- Oil pastels, crayons, markers or paint
- Masking tape

PREP

- **Print mural pages 1 - 12 on a heavy white paper.** If any lines appear to be missing on your printouts, you may be experiencing a problem that occurs on occasion with IBM versions of Adobe Acrobat. When sending a pdf file to print, the settings page will open. Click on "ADVANCED" button and check "PRINT AS IMAGE". This should resolve any issues.
- **Trim out each page along the outer black edge.** A papercutter works best to maintain clean cuts.
- **Copy page number on the back of each paper.** It will get hidden when students color.

MURAL ASSEMBLY


1. **Students color each mural page.** Portfolio® Oil Pastels were used for the following Color Guide. You can make a print for students follow, or use the blank guide to write in your own color preferences.
2. **Lay out finished pages face up.** Check content to see all pages are accounted for.
3. **Lay out finished pages face down.** Be careful to reverse the page sequence for proper final orientation.
4. **Tape each seam heavily with masking tape.**



Printed page



Trimmed page




Transfer number to back



Color page

Color Guide, 12 Page Mural



© 2018 artprojectsforkids.org

Portfolio® Oil Pastel Color Code



Blank Color Guide, 12 Page Mural

