

August 2023

Art Curriculum Club Password

artclub

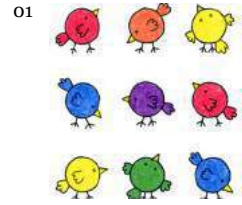
MONDAY

TUESDAY


WEDNESDAY

THURSDAY

FRIDAY




Super Easy Drawing (K-1)



Simple Bugs (K-1)



Alphabet Art (K-1)



Chameleon (K-1)



Bear Face (K-1)



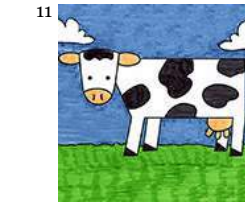
School Building (K-1)




Neighborhood (K-1)



Drawing Children (K-1)



Cow Easy (K-1)



Bushel of Apples (2-3)




Farm (2-3)



Cat (2-3)



Tree (2-3)



Fox Face (2-3)




Line Art Leaf (3-5)




Mona Lisa (3-5)




Doodle Name (3-5)



Lego Self Portrait (3-5)



Nate Williams (3-5)



Super Heroes (3-5)



Sun Glasses Self Portrait (3-5)



Half Portrait (3-5)



Me & My Goals (3-5)



BONUS 3D Letters (3-5)

August 2023 Art Standards and Objectives

Day. Project (Grade)	NAEA	ELEMENTS OF ART
01. Easy Birds (K-1)	VA: Cr3.1.Ka	Add LINES to circle SHAPES to draw simple birds looking in different directions. Fill with bright COLORS.
02. Doodle Bugs (K-1)	VA: Cr3.1.Ka	Use LINES to draw SHAPES to create simple summer bugs. Adding smaller bugs creates feeling of SPACE.
03. Alphabet Art (K-1)	VA: Cr3.1.Ka	Trace an Alphabet template with crayons LINES and wash over with watercolor. Writing and good intro to painting practice.
04. Chameleon (K-1)	VA: Cr3.1.Ka	LINES to draw SHAPES that go together to make a chameleon. COLOR with patterns like A-B or A-B-C or rainbow order, etc.
07. Bear Face (K-1)	VA: Cr3.1.Ka	LINES to draw SHAPES to create a bear face. Emphasis on drawing large and filling up the entire paper.
08. School (K-1)	VA: Cr3.1.Ka	LINES to draw SHAPES to create a familiar school building. Lots of straight line drawing practice, and lesson in symmetry.
09. Neighborhood (K-1)	VA: Cn10.1.3a	LINES to draw SHAPES to create their neighborhood from memory. Straight line practice. Intro to drawing cars.
10. Children (K-1)	VA: Cr3.1.Ka	LINES create a body SHAPE, add background. Basic body drawing practice. Easy way to add hair to head, no erasing.
11. Cow Easy (K-1)	VA: Cr3.1.Ka	LINES create a cow SHAPE. Fill with familiar cow COLOR. Add an environment to complete the drawing.
14. Apples (2-3)	VA: Re.7.2.Ka	LINES create APPLE shapes and then are layered to create SPACE. Layers make the basket look like it has FORM, is not flat.
15. Farm (2-3)	VA: Re.7.2.Ka	LINES create the farm and road SHAPES, and the overhead view adds lots of SPACE. Intro to idea of different points of view.
16. Cat Collage (2-3)	VA: Re.7.2.Ka	Newsprint paper creates SHAPES of a cat. The paper adds visual TEXTURE. Cat's body has one VALUE - black (no gray).
17. Tree (2-3)	VA: Re.7.2.Ka	LINES create the SHAPES of a tree. Drawing based on what is known about how they grow, thick at bottom, skinny at the tips.
18. Fox Face (2-3)	VA: Re.7.2.Ka	LINES create the SHAPES of a fox face. Symmetry drawing practice. Drawing a close up view fills up the SPACE on the page.
21. Line Leaf (2-3)	VA: Cr3.1.Ka	LINE practice drawing making patterns inside a leaf template. Fine motor skill drawing practice. Creative patterns encouraged.
22. Mona Lisa (3-5)	VA: Cn10.1.2a	Creativity encouraged to create new environment with only LINES. Background has one VALUE of black. Art history.
23. Doodle Name (3-5)	VA: Cn10.1.2a	LINES around block letter SHAPES of a name allow for creative expression. Finish with lots of COLOR.
24. Lego Portrait (3-5)	VA: Cr3.1.Ka	LINES create SHAPES to create a familiar Lego. Creative expression: add personal elements. Bright Lego COLORS encouraged.
25. Williams Portrait (3-5)	VA: Cr3.1.Ka	LINES create a simple profile face in style of Nate Williams, each section filled with different COLOR. Creative expression.
28. Superheroes (3-5)	VA: Cn10.1.2a	LINES used to create body SHAPES. Body proportion practice. COLOR that resembles superheroes encouraged.
29. Sunglass Portrait (3-5)	VA: Cn10.1.2a	LINES added to a sunglass SHAPE. Facial proportion drawing practice. Encourage creative expression in glasses.
30. Half Portrait (3-5)	VA: Cn10.1.2a	Facial proportion drawing practice. Letter drawing practice. Creative COLORS encouraged for block letters.
31. Goals Portrait (3-5)	VA: Cn10.1.2a	Facial proportion drawing practice. Creative writing includes sentence writing practice.
BONUS. 3D Letters (3-5)	VA: Cn10.1.2a	Use LINES to draw letter SHAPES, add sides to give them FORM. Fill with COLOR, darken VALUE for shadows.

September 2023

Art Curriculum Club Password

artclub

MONDAY

TUESDAY

WEDNESDAY

THURSDAY

FRIDAY

01



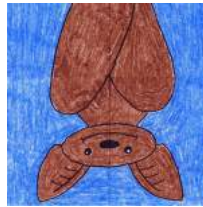
Leaf (K-1)

04



Peppa Pig (K-1)

05



Hanging Bat (K-1)

06



Pet the Cat (K-1)

07



Baby Fox (K-1)

08



Owl Easy (2-3)

11



Squirrel (2-3)

12



Cat Face (2-3)

13




Fall Grid (2-3)

14



Leaves (2-3)

15



Koi Fish (2-3)

18




Fox with Tie (2-3)

19



Maple Leaf (2-3)

20



Kandinsky Tree (2-3)

21



Raccoon Fox (2-3)

22



Red Fox (2-3)

25



Fall Tree (2-3)

26



Grumpy Cat (4-5)

27



Sunset (4-5)

28



Minecraft (4-5)

29



Grid Tree (4-5)

September 2023 Art Standards and Objectives

Day. Project (Grade)	NAEA	ELEMENTS OF ART
01. Pattern Leaf (K-1)	VA: Cr3.1.1a	Crayon LINES in a leaf SHAPE create patterns with TEXTURE. Fill sections with different COLORS. Good intro to painting.
04. Peppa Pig (K-1)	VA: Cr3.1.1a	Use LINES to draw SHAPES that look like the familiar character Peppa Pig. Introduce idea that far things look smaller than close.
05. Bat (K-1)	VA: Cr3.1.1a	LINES create SHAPES that look like a hanging Bat. Match with Bat life studies.
06. Pete the Cat (K-1)	VA: Cr3.1.1a	LINES create SHAPES that look like the character Pete the Cat. The book references lots of COLORS.
07. Baby Fox (K-1)	VA: Cr1.2.2a	LINES create SHAPES that look like a baby fox. Oil pastels add great COLOR and TEXTURE. Intro to new media.
08. Owl (K-1)	VA: Cr3.1.1a	An owl is created from LINES and SHAPES and patterns. Different sections may be filled with different bright COLORS.
11. Squirrel (2-3)	VA: Cr3.1.1a	A squirrel is drawn using LINES and SHAPES. The layered arms and legs give the appearance of dimension and FORM.
12. Cat Face (2-3)	VA: Cr3.1.1a	An cat face is drawn using LINES and SHAPES. A focus on the eyes and mouth allows for different expressions.
13. Fall Grid (2-3)	VA: Cr3.1.1a	Use math to estimate dividing a page into sections. Use LINES to create fall SHAPES, and fill with fall COLORS.
14. Leaf (2-3)	VA: Cr3.1.1a	Use LINES to create the SHAPE of a fall leaf. Blend COLORS to create the look of a fall leaf.
15. Fish Koi (2-3)	VA: Cr1.2.2a	Curved LINES make fish SHAPES with a unique overhead point of view. Watercolor wash intro to painting. Intro to new media.
18. Fox Tie (2-3)	VA: Cr3.1.1a	A fox is drawn using LINES and SHAPES. The added tie encourages creativity and imaginative story-telling.
19. Leaf (2-3)	VA: Cr3.1.1a	LINES are used to make a maple leaf SHAPE. Creative overlapping COLORING to reflect fall season is encouraged.
20. Kandinsky (2-3)	VA: Cr3.1.1a	COLLAGE with lots of layered SHAPES. Inspired by Kandinsky's COLOR in his famous painting. Art History. Intro to new media.
21. Raccoon (2-3)	VA: Cr3.1.1a	A LINE drawing of a raccoon filled with short lines for implied TEXTURE. COLOR on scarf only creates contrast.
22. Red Fox (2-3)	VA: Cr3.1.1a	A side view of a fox is drawn using LINES and SHAPES. Colors are added with fuzzy edges to imply fuzzy TEXTURE.
25. Fall Tree (2-3)	VA: Cr3.1.1a	Scale of the leaves are used with this LINE drawing to create SPACE. Creative mixed fall COLORS encouraged.
26. Grumpy Cat (3-5)	VA: Cr3.1.1a	LINES and SHAPES are used to create a cat face. The large features allow practice drawing emotions.
27. Sunset (3-5)	VA: Cr3.1.1a	Draw a landscape with SPACE using LINES and SHAPES. Road includes scale to add perspective.
28. Minecraft (3-5)	VA: Cn10.1.2a	Self portrait created using LINES on a grid. Symmetry, then creative expression encouraged. Connection to pop culture.
29. Tree Grid (3-5)	VA: Cr3.1.1a	LINES drawn to make tree branch SHAPE and filled with WARM and COOL colors.

October 2023

Art Curriculum Club Password

artclub

MONDAY



Halloween Things (K-1)

TUESDAY




Frankenstein (K-1)

WEDNESDAY



Scarecrow Face (K-1)

THURSDAY



Vampire Bat (K-1)


FRIDAY



Paul Klee City (1-2)



Owl (1-2)




Car (1-2)




Papel Picado (2-3)



Vampire (2-3)



Train (2-3)



Spider (2-3)



Frankenstein (2-3)



Toucan (2-3)




Ghost (3-5)



Owl Face (3-5)



Haunted House (3-5)



Witch Feet (3-5)



Day of the Dead (3-5)



Pasta Skeletons (3-5)



Scream Self Portrait (3-5)



Wednesday Addams (3-5)



Nightmare Self Portrait (3-5)



BONUS: Diwali (3-5)

October 2023 Art Standards and Objectives

Day. Project (Grade)	NAEA	ELEMENTS OF ART
02. Halloween (K-1)	VA: Cr3.1.Ka	Use all kinds of LINES (straight, curvy, zig-zag) to create a variety of familiar Halloween SHAPES. Fill with COLOR.
03. Crankenstein (K-1)	VA: Cr3.1.Ka	Draw a character from "Crankenstein" Book. Use variety of LINES to draw the SHAPES of the face. Learn to draw angry eyes.
04. Scarecrow (K-1)	VA: Cr3.1.Ka	Use LINES to draw the simple SHAPES of a scarecrow face. Includes geometric shapes like circle, square and triangle.
05. Bat (K-1)	VA: Cr3.1.1a	Draw the SHAPES of a bat, with emphasis on Halloween creativity instead of realism. Good example of symmetry.
06. Klee City (K-1)	VA: Cr2.3.3a	Use LINES to draw geometric SHAPES that represent buildings. Fill with COLOR. Art History connection: Paul Klee.
09. Owl (K-1)	VA: Cr3.1.1a	LINES make up an owl, and are filled with creative patterns of choice that use geometric SHAPES like circles and triangles.
10. Car (K-1)	VA: Cr3.1.1a	Use LINES to make the SHAPE of a car. COLOR and add a background of choice. Could challenge students to add a driver.
11. Papel Picado (2-3)	VA: Cn10.1.4a	A template provides paper folding and cutting practice to create the traditional craft from Mexico. Step by step directions.
12. Vampire (2-3)	VA: Cr3.1.1a	LINES used to draw SHAPES that make up the body of a vampire. Seasonal theme with body proportion practice.
13. Train (2-3)	VA: Cr3.1.1a	LINES used to draw SHAPES to make a train. Lesson in SPACE when students draw large (close) and small (faraway) trees.
16. Spider (2-3)	VA: Cr3.1.1a	Draw a spider with round LINES and its web with straight LINES. Lesson about spiders (8 legs, thorax, abdomen)
17. Frankenstein (2-3)	VA: Cr3.1.1a	LINES used to draw SHAPES that make up a seasonal character. Creative COLOR. How continuous brow line makes angry eyes.
18. Toucan (2-3)	VA: Cr3.1.1a	LINES that make the SHAPE of this COLORFUL bird. Lesson in coloring of actual tropical birds, or making up your own.
19. Ghost (2-3)	VA: Cr3.1.1a	LINES make up the SHAPE of fabric so it looks like it has dimensional FORM.
20. Owl Face (2-3)	VA: Cr3.1.1a	Use LINES to draw the SHAPES of an owl. Emphasis on drawing large and filling up all the SPACE. Symmetrical face drawing.
23. Haunt House (3-5)	VA: Cr3.1.1a	LINES are used to draw the SHAPE of a popular seasonal house. Emphasis on getting creative with the details in the windows.
24. Witch (3-5)	VA: Cr3.1.1a	Symmetrical drawing practice, using LINES to make the SHAPES of a boot. Curvy toes add more complexity.
25. Day of Dead (3-5)	VA: Cn10.1.4a	LINES make up the SHAPE of skull, and shading gives it more FORM. Culture connection to Day of the Dead celebrations.
26. Pasta Skeleton (3-5)	VA: Cr1.2.2a	Dried pasta glued a craft stick board offers gluing practice and lesson about the basics of the skeletal form.
27. Scream (3-5)	VA: Cr3.1.1a	Mixed media. Crayon drawing of expressive face, with streams of watercolor paint blown for hair. Art History: Scream painting
30. Wednesday (3-5)	VA: Cr3.1.1a	Use LINES to draw a familiar character, Wednesday Addams. Body drawing practice. Pop culture connection.
31. Nightmare (3-5)	VA: Cr1.2.2a	A black and white portrait drawing that offers a study in VALUE. Students learn how to draw in the style of artist Tim Burton.
BONUS. Diwali	VA: Cn10.1.4a	Draw a hand holding a lamp in honor of the important festival in India called Diwali. Cultural connection.

November 2023

Art Curriculum Club Password

artclub

MONDAY

TUESDAY

WEDNESDAY

THURSDAY


FRIDAY




Pickup (K-1)



King (K-1)



Pumpkin (K-1)



Poppies (K-1)



Cute Bird (2-3)




Townhouse (2-3)



Barn (2-3)



Hundert. (2-3)




Portrait (2-3)



Picasso (2-3)



Cubism (2-3)



Turkey (2-3)



Tree (2-3)



Poppy (2-3)




Dog (2-3)



Turkey (3-5)



Bulldog (3-5)



Corn (3-5)




Pie (3-5)



Ship (3-5)



Giacco. (3-5)



Cornucopia 3-5



BONUS: Eiffel (3-5)

November 2023 Art Standards and Objectives

Day. Project (Grade)	NAEA	ELEMENTS OF ART
01. Pickup (K-1)	VA: Cr3.1.1a	Use LINES to make SHAPES of a truck. Many are geometric: square, circle, rectangle. Fill with seasonal tree and COLOR.
02. King (K-1)	VA: Cr3.1.1a	Draw character from “King of Kindergarten” Book. Use LINES to draw faces. Crown template included, helps all to draw large.
03. Pumpkin (K-1)	VA: Cr3.1.1a	Use LINES to draw the simple SHAPES of a pumpkin. Fill with yellow and orange COLORS to make it look like it has FORM.
06. Poppies (K-1)	VA: Cr3.1.1a	Poppies are symbol of Veteran’s Day. Large front flowers and small back ones will add the look of SPACE.
07. Cute Bird (2-3)	VA: Cr3.1.1a	Use LINES to draw SHAPES and COLOR a bird. Draw with layers to make the hat look like it’s on top of head.
08. Townhouse (2-3)	VA: Cr3.1.1a	Geometric drawing using lots of straight LINES to make up SHAPES of an old-fashioned house. Drawing buildings with a side.
09. Barn (2-3)	VA: Cr3.1.1a	Use LINES to make the SHAPE of a barn. Working with layers as silo is behind barn. Windows, doors and vane add extra detail.
10. Hundertwasser (2)	VA: Cr3.1.1a	Art History: artist Hundertwasser. Draw creative self portrait using LINES the way the artist did. Creative COLOR encouraged.
13. Portrait (2-3)	VA: Cr3.1.1a	Art History: abstract art. Draw self portrait using LINES to make large closed SHAPES. Creative LINES, SHAPES and COLORS.
14. Picasso (2-3)	VA: Cr3.1.1a	Art History: Picasso, cubism. Draw side and front view of face (def. of cubism). Creative LINES, SHAPES and COLORS.
15. Cubism (2-3)	VA: Cr3.1.1a	Art History: Cubism. Draw side and front view of face with head and shoulders. Creative LINES, SHAPES and COLORS.
16. Turkey (2-3)	VACn10.1.4a	Use LINES to draw basic SHAPES that make up a turkey. Creative COLORS and patterns encouraged when filling in the feathers.
17. Tree (2-3)	VA: Cr3.1.1a	LINES that make the SHAPE of a simple tree that fills the page. Practice coloring with gradation and blending colors.
20. Poppy (2-3)	VA: Cr3.1.1a	LINES make up the SHAPE of a poppy, symbol of Veteran’s Day. Red COLOR very symbolic. Plant life: three stages of blossoms.
21. Dog (2-3)	VA: Cr3.1.1a	Use LINES to draw the SHAPES of a dog. Includes layers, lesson in perspective. Small house looks far away, adds SPACE.
22. Turkey (3-5)	VACn10.1.4a	LINES used to draw SHAPE of turkey. Layers make the turkey look like it has FORM, and anime eye encourages creativity.
23. Bulldog (3-5)	VA: Cr3.1.1a	Drawn and filled with LINES, implies TEXTURE of fur. Dog only has one VALUE (black) when traced in marker. Lots of contrast.
24. Corn (3-5)	VA: Cr3.1.1a	Drawing of a ear of corn SHAPE, filled with grid LINES, help to draw realistic kernels so they give the ear FORM. Fall COLORS.
27. Pie (3-5)	VA: Cr3.1.1a	LINES used to draw the SHAPE of a pie. Coloring with two VALUES (light and dark orange) adds FORM.
28. Ship (3-5)	VA: Cr3.1.1a	Use LINES to draw SHAPES of a ship. Layers of masts and sails, and flag details give it more dimension and realism.
29. Giacometti (3-5)	VA: Cr3.1.1a	Art History: Giacometti. Sculptures with elongated bodies. Action drawing practice. Black figure has one VALUE of COLOR.
30. Cornucopia (3-5)	VACn10.1.4a	Use LINES to draw lots of layered SHAPES. Great detailed drawing practice to make this symbol of the season.
BONUS: Eiffel	VA: Cr3.1.1a	Draw a famous symbol of France. When SHAPES are filled with lots of LINES as shown, it has the look of this complex building.

December 2023

Art Curriculum Club Password

artclub

MONDAY

TUESDAY

WEDNESDAY

THURSDAY

FRIDAY

01



Gingerbread (K-1)

04



Candle (K-1)

05



Santa (K-1)

06



Teddy (2-3)

07



Cane (2-3)

08



Cardinal (2-3)

11



Penguin (2-3)

12



Elf (2-3)

13



Kwanzaa (2-3)

14



Grinch (2-3)

15



Christmas Tree (2-3)

18



Klimt (2-3)

19



Poinsettia (2-3)

20



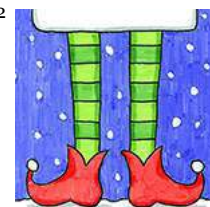
Reindeer (2-3)

21



Snowman (2-3)

22



Elf Legs (2-3)

25



House (2-3)

26



Wreath (3-5)

27



Menorah (3-5)

28



Baby Yoda 3-5

29



Globe (3-5)

December 2023 Art Standards and Objectives

Day. Project (Grade)	NAEA	ELEMENTS OF ART
01. Gingerbread (K-1)	VA:Cr3.1.1a	Use LINES to draw the SHAPE of a cookie: round, squiggly, curved. Fill with bright COLOR.
04. Candle Card (K-1)	VA:Cr3.1.1a	Skills: Cutting and tearing. Collage is made with cut and torn SHAPES. Bright COLORS can match the holiday they celebrate.
05. Santa (K-1)	VA:Cr3.1.1a	Skill: Draw with symmetry. Use LINES to draw the SHAPES of Santa Claus. Fill with bright COLORS.
06. Teddy (2-3)	VA:Cr3.1.1a	Skill: Draw with symmetry. Use LINES to draw the SHAPES of a holiday Teddy Bear. Fill with bright COLORS.
07. Cane (2-3)	VA:Cr3.1.1a	Use LINES to draw SHAPES of a candy cane. Making the stripe lines curved will make it look like a tube with FORM.
08. Cardinal (2-3)	VA:Cr3.1.1a	Skill: Painting. Fine motor skills. Use lines to draw a cardinal in a tree, add crayon lines and wash over with watercolor.
11. Penguin (2-3)	VA:Cr3.1.1a	Use LINES to make the SHAPE of a penguin. Some layering (and erasing) needed to make hat, scarf look like they are in front.
12. Elf (2-3)	VA:Cr3.1.1a	Skill: Draw with symmetry, body proportions. Use LINES to draw the many detailed SHAPES of an elf. Fill with bright COLOR.
13. Kwanzaa (2-3)	VA:Cr3.1.1a	Multi culture: celebrations. Skill: Symmetry. Use LINES to draw the SHAPES of a Kwanzaa candle, fill with appropriate colors.
14. Grinch (2-3)	VA:Cr3.1.1a	Skill: Draw with symmetry. Use LINES to draw the SHAPE of the Grinch face, COLOR with two values of green to give FORM.
15. Christmas (2-3)	VA:Cr3.1.1a	Use LINES to draw the SHAPES of a Christmas tree. Perspective lesson when smaller trees in the distance are added.
18. Klimt Tree (2-3)	VA: Cr3.1.1a	Art History: Klimt. Great example of Abstraction. LINES make up this unusual SHAPE of a tree. Filled with rich COLORS.
19. Poinsettia (2-3)	VA: Cr3.1.1a	Example of radial symmetry. LINES that make the SHAPE of a flower. Seasonal COLORS added.
20. Reindeer (2-3)	VA: Cr3.1.1a	LINES make simple SHAPES to form a popular reindeer. Perspective lesson when smaller trees in the distance are added.
21. Snowman (2-3)	VA: Cr3.1.1a	Use LINES to draw the SHAPES of a snowman. When a light shadow is added to the side, it creates a 3D look, or FORM.
22. Elf Legs (2-3)	VA: Cr3.1.1a	Skill: Draw with symmetry. Use LINES to draw the SHAPES of elf legs. Use COLOR to make snow look extra white.
25. House (2-3)	VA: Cr3.1.1a	Use LINES to draw the SHAPES of a house. When a light shadow is added to the side, it creates a 3D look, or FORM.
26. Wreath (3-5)	VA: Cr3.1.1a	Use LINES to draw the SHAPE of a wreath. Bumpy edges give it the look of implied TEXTURE.
27. Menorah (3-5)	VA: Cr3.1.1a	Skill: Draw with symmetry. Use LINES to draw the SHAPE of a menorah, COLOR flames with two shades to give it FORM.
28. Baby Yoda (3-5)	VA: Cr3.1.1a	Use LINES to draw SHAPES of a popular character. Light shadows add a 3D look, or FORM.
29. Snow Globe (3-5)	VA: Cr3.1.1a	LINES create SHAPE of a snow globe. Two VALUES of blue, add the look of SPACE to the drawing.

January 2024

Art Curriculum Club Password

artclub

MONDAY

1



New Year (3-5)

TUESDAY

2



Bear (K-1)

WEDNESDAY

3



Airplane (2-3)

THURSDAY

4



Easy Dragon (2-3)

FRIDAY

5




Penguin (K-1)

8



Klee Cat(K-1)

9




Seal (3-5)

10



Windmill (3-5)

11



Robot (K-1)

12



Abstract Face (K-1)

15



Martin Luther King (2-3)

16



Snowy City (K-1)

17



Planets (2-3)

18



Scenery (2-3)

19



Mayan Temple (2-3)

22



Castle (K-1)

23



Raccoon (3-5)

24




Mission (3-5)

25



King Tut (3-5)

26



Dragon (3-5)

29



Lantern (3-5)

30



Sea Lion (2-3)

31



Llama (K-1)



Bonus Klee Man (3-5)



Bonus Eyes (3-5)

January 2024 Art Standards and Objectives

Day. Project (Grade)	NAEA	ELEMENTS OF ART
01. New Year (3-5)	VA:Cr2.1.3a	Learn how to draw block letter SHAPES and then add sides to give them a 3D FORM.
02. Bear (K-1)	VA:Cr2.1.3a	Language Arts: Make up a storybook bear that is wearing a scarf.
03. Airplane (2-3)	VA:Cr2.1.3a	Draw a plane with dimension. Simple overlapping SHAPES create the illusion of size and space.
04. Easy Dragon (2-3)	VA:Cr2.1.3a	Multicultural: Use simple SHAPES to create the look of a flying dragon, in honor of the Chinese New Year.
05. Penguin (K-1)	VA:Cr2.1.3a	Use LINES and SHAPES to draw a simple penguin. Add habitat in the background.
08. Klee Cat (K-1)	VA:Cr2.1.3a	Art History: Learn about the artist Paul Klee, who liked to draw in a very simplified manner.
09. Seal (3-5)	VA:Cr2.1.3a	Draw a seal, which has a very different body SHAPE than any legged animal. Add habitat in the background.
10. Windmill (3-5)	VA:Cr2.1.3a	Multiculture: Draw buildings from a much older time, and another country.
11. Robot (K-1)	VA:Cr2.1.3a	Beginner artists learn how to stack SHAPES to make a fun robot. Accessories encouraged.
12. Abstract Face (K-1)	VA:Cr2.1.2a	Skill: Painting. Draw and paint a face that fills the paper, and creates closed SHAPES, encourage personal choices.
15. Martin Luther (2-3)	VA:Cr2.1.3a	History: Students learn about historical figure Martin Luther King, jr.
16. Snowy City (K-1)	VA:Cr2.1.3a	Skill: Painting. Learn to control paint so snowy areas stay white. Also how a 2nd layer can create a darker shade.
17. Planets (2-3)	VA:Cr2.1.2a	Learn how to draw ovals wrapping around a circle SHAPE so they look to have FORM as planet.
18. Scenery (2-3)	VA:Cr2.1.3a	Practice making farther away SHAPES smaller than close ones. Learn about fore, middle, background in landscapes.
19. Mayan Temple (2-3)	VA:Cr2.1.3a	Multicultural: Learn about ancient building styles from other countries.
22. Castle (K-1)	VA:Cr2.1.3a	Language Arts: Use fun SHAPES to make a castle and add details to illustrate a story.
23. Raccoon (3-5)	VA:Cr2.1.3a	Skill: Fine motor skill practice by adding fur lines to a raccoon drawing. Lesson in color CONTRAST.
24. Mission (3-5)	VA:Cr2.1.2a	History: Students learn architecture from another time and culture.
25. King Tut (3-5)	VA:Cr2.1.3a	History: Learn to draw a famous face made in honor of King Tut. Symmetrical drawing practice.
26. Dragon (3-5)	VA:Cr2.1.3a	Multicultural: Draw a detailed dragon in honor of the Chinese New Year.
29. Lantern (3-5)	VA:Cr2.1.3a	Multicultural: Draw a globe lantern in honor of the Chinese New Year.
30. Sea Lion (2-3)	VA:Cr2.1.3a	Draw a sea lion, which has a very different body SHAPE than any legged animal. Add habitat in the background.
31. Llama (K-1)	VA:Cr2.1.3a	Multicultural: Learn how to draw an animal that originates from another country, and the role it plays there.
BONUS: Klee Man (3-5)	VA:Cr2.1.3a	Art History: Learn about the artist Paul Klee, and make a continuous line art drawing like his famous painting.
BONUS: Eye Portrait (3-5)	VA:Cr2.1.3a	Art History: Learn about the artist Margaret Keane, and draw a portrait in her famous "Big Eyes" style.

February 2024

Art Curriculum Club Password

artclub

MONDAY

TUESDAY

WEDNESDAY

THURSDAY

FRIDAY



Rosa Parks (3-5)



Dancing Lady (2-3)



Britto Heart (3-5)




Valentine Bear (K-1)



Hedgehog (K-1)



Valentine Cupcake (K-1)



3D LOVE Letters (3-5)



Abraham Lincoln (3-5)



Circle Roses (K-1)




Easy Rose (K-1)



Rainbow (K-1)



Harriet Tubman (3-5)



White House (2-3)




Romare Bearden (3-5)




Hot Air Balloon (2-3)




George Washington (3-5)



Gees Bend Quilt (2-3)



Lois Mailou Jones (2-3)



Lego Self Portrait (2-3)



Magritte Man (3-5)



Butterfly (2-3)



BONUS Volcano (2-3)

February 2024 Art Standards and Objectives

Day. Project (Grade)	NAEA	ELEMENTS OF ART
01. Valentine Bear (K-1)	VA:Cr2.1.3a	Learn how to layer SHAPES so the hands and feet look like they are in front of the heart.
02. Hedgehog (K-1)	VA:Cr2.1.3a	Symmetrical drawing practice with lots of fine motor skill practice for the spines.
05. Rosa Parks (3-5)	VA:Cr2.1.3a	Black History: Students learn about historical figure Rosa Parks.
06. Dancing Lady (2-3)	VA:Cr2.1.3a	Body drawing practice. An exercise in COMPOSITION when head, hands and dress touch the edges of the paper.
07. Britto Heart (3-5)	VA:Cr2.1.3a	Art History: Students learn about Romero Britto and draw a heart SHAPE with lots of PATTERNS.
08. V. Cupcake (K-1)	VA:Cr2.1.3a	Students learn that curved LINES will make their cupcake look like it has more dimensional SHAPE.
09. Love Letters (3-5)	VA:Cr2.1.3a	Art History: Students learn about the artist Robert Indiana, and how to make block letter SHAPES look 3D.
12. Lincoln (3-5)	VA:Cr2.1.3a	US History: Students learn about historical figure Abraham Lincoln, and how to draw a 3/4 view portrait.
13. Circle Roses (K-1)	VA:Cr2.1.3a	Learn how a pattern of LINES inside a circle can look like a blooming rose.
14. Easy Rose (K-1)	VA:Cr2.1.2a	Students learn an easy way to LAYER rose petals. Good for those just learning how to draw.
15. Rainbow (K-1)	VA:Cr2.1.3a	An easy way to draw a rainbow, and learn about rainbow COLORS..
16. Tubman (3-5)	VA:Cr2.1.3a	Black History: Students learn about historical figure Harriet Tubman.
19. White House (2-3)	VA:Cr2.1.2a	US History: Learn more about the White House by drawing a simplified version of it.
20. Bearden (3-5)	VA:Cr2.1.3a	Black History: Students learn about the black artist Romare Bearden.
21. Air Balloon (2-3)	VA:Cr2.1.3a	Learn how to make a flat balloon SHAPE look more dimensional with curved LINES.
22. Washington (3-5)	VA:Cr2.1.3a	US History: Students learn about historical figure George Washington, and how to draw a 3/4 view portrait.
23. Gees Bend (2-3)	VA:Cr2.3.2a	Black History: Students learn about the quilts of Gees Bend and make their own paper quilt collage.
26. Lois Jones (2-3)	VA:Cr2.1.2a	Black History: Students learn about the black artist Lois Mailou Jones.
27. Lego Portrait (2-3)	VA:Cr2.1.3a	Students draw themselves as a Lego, and learn how to make the body look like it has FORM with SHAPE and COLOR.
28. Magritte (3-5)	VA:Cr2.1.3a	Art History: Students learn about the artist Magritte, and make their own version of his famous painting.
29. Butterfly (2-3)	VA:Cr2.1.3a	Science Connection: Learn more about the body of a butterfly by drawing all the parts, and then coloring with symmetry.
BONUS: Volcano (2-3)	VA:Cr2.1.3a	Science Connection: Learn more about volcanoes by drawing one, in full eruption.