
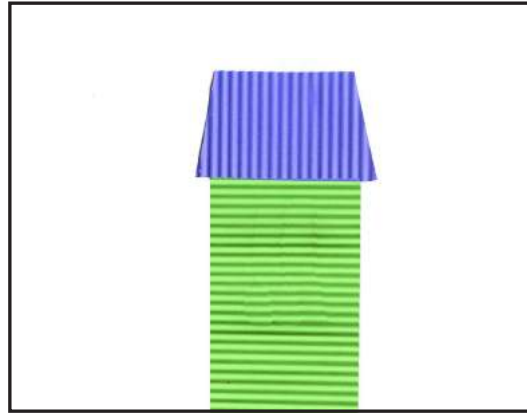



# La Boca Houses




1. Cut a rectangle for the center house and glue.



2. Cut a roof shape and glue on top.




3. Cut a rectangle for the left house and glue.




4. Add a roof shape on top of it too.




5. Make a building shape on the right.




6. Cut and glue large window shapes.



7. Or cut narrow shapes.



8. Add more for a door and window.



9. Use a thin black marker to draw the details.

# La Boca Houses





La Boca is a neighborhood, or barrio of the capital of Argentina, Buenos Aires. It is a popular tourist destination because of its very colorful homes. Years ago, shipyard workers used left over metal and paint to create some makeshift houses. There was never quite enough for an entire house, hence the amazing patchwork neighborhoods.