



Divide a CD into Six (Pretty) Equal Sections




1. Draw a line that goes through the middle of a CD.



2. Draw two marks that make 3 equal looking sections.



3. Draw a line that extends one mark through the center of the CD.



4. Draw a line that extends the other mark through the center of the CD.



CD with 6 sections.



CD colored with Sharpie Markers.