




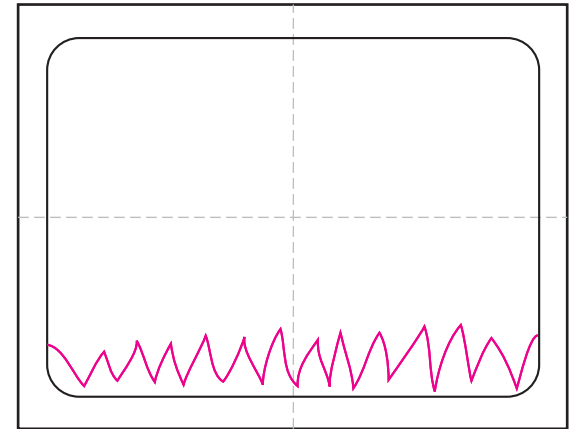
Draw Pin Flowers



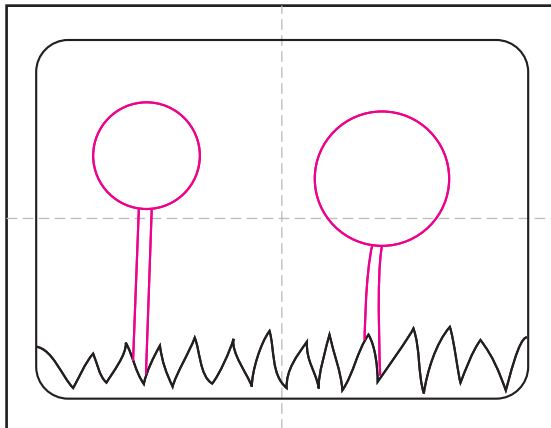
Supplies: Markers



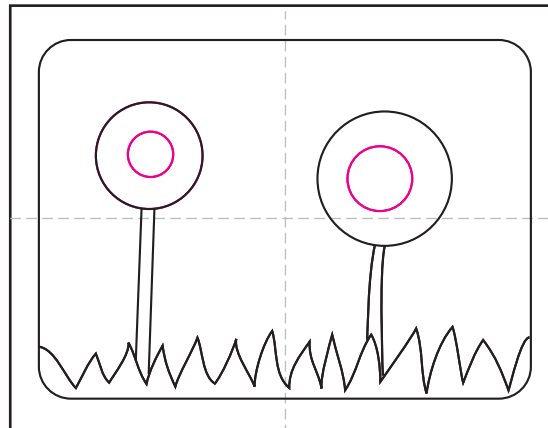
1. Draw a border with rounded corners.




2. Add a zig-zag line for grass.




3. Draw two large circles and two stems.




4. Draw two smaller inside circles.




5. Draw petals around the circles.



6. Add "pins" between each petal.



7. Draw small circles at the end of the pins.



8. Add leaves to stems, and a ladybug.