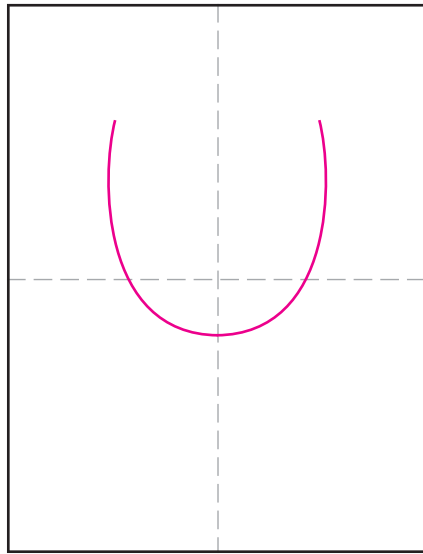
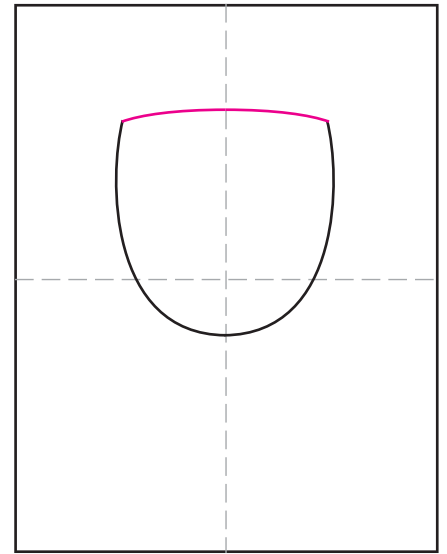


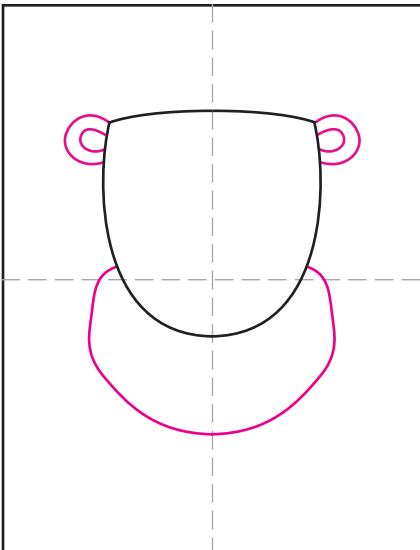
Draw a Cute Bear



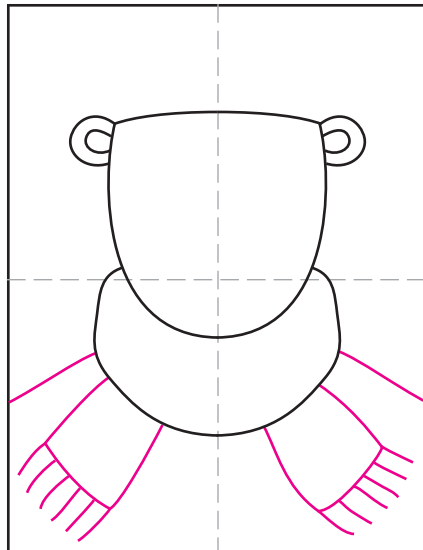
1. Make fold lines. Draw head.




2. Draw top of head.




3. Add two ears and scarf neck.




4. Draw shoulders and scarf ends.




5. Draw the hat and puff ball.



6. Draw the eyes, nose, mouth.



7. Add lines to scarf.




8. Add lines to hat brim.

Take the
mystery out
of drawing...



Art Projects for Kids

Kathy Barbro



Like this tutorial?
It's only the beginning.
Try these popular ebooks:

How to Draw

Draw World Landmarks

Draw Landscapes

www.artprojectebooks.com

