




# How to Paint Balloon Hearts




1. Draw or trace a page full of hearts.




2. Add small triangles to the bottoms of the hearts.



3. Add a string to all the bottoms showing.



4. Draw highlight curve shapes to all in the same spot.



5. Trace the drawing with the crayon of your choice.



6. Paint the heart with one watercolor, and add another on just one side before the paint is dry.