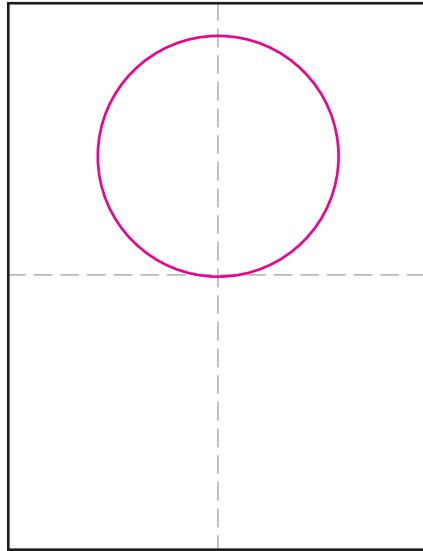


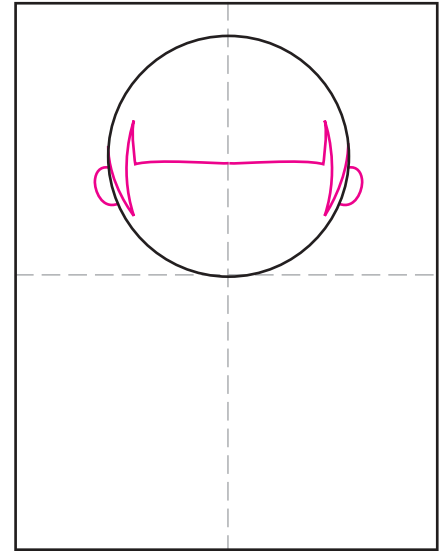
Kimono Girl




Supplies: Black marker, Crayola crayons




1. Make guide lines. Draw a circle.




2. Add ears and hair line.




3. Draw eyes, mouth, collar.




4. Complete kimono sleeves.




5. Draw kimono bottom and sash.



6. Draw kimono details, hair buns.



7. Start hair ties and draw sandals.



8. Finish hair ties and add socks.