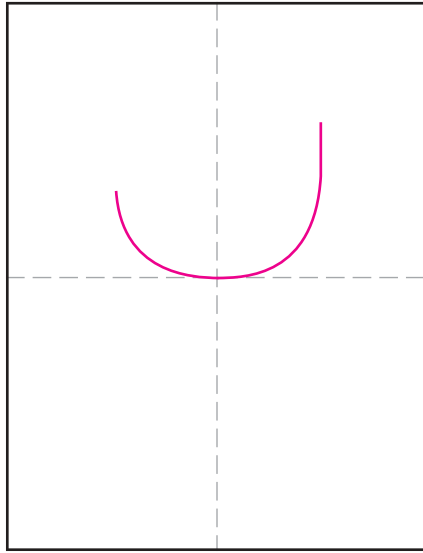


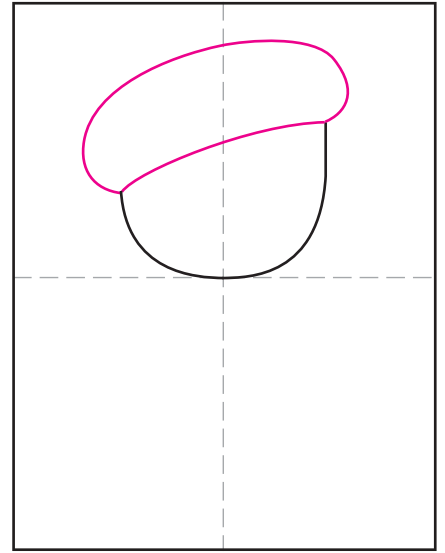
Draw a French Girl



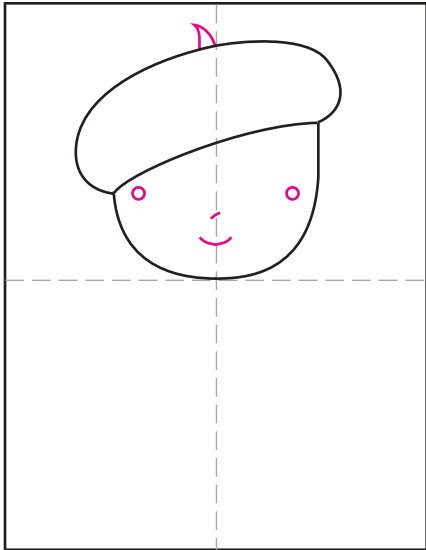
Supplies: Black marker, Crayola crayons




1. Make guide lines. Start the face.




2. Draw the angled hat.




3. Add hat and face details.




4. Start the scarf and shirt.




5. Add the sleeves and skirt.



6. Add hands, legs and shoes.



7. Finish scarf and draw hair lines.



8. Finish with a bead necklace.