

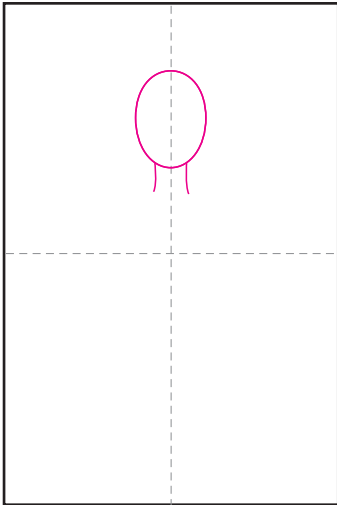
Draw a Woman like William Johnson



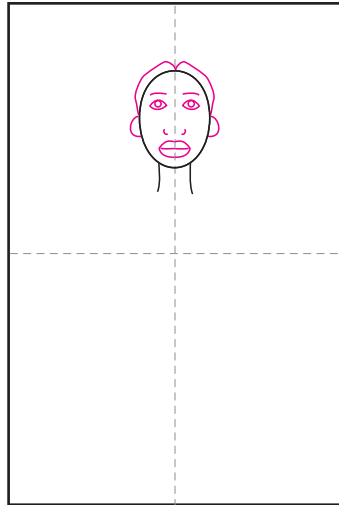
Draw a Man like William Johnson



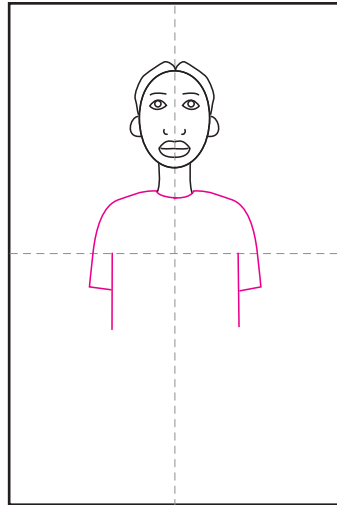
Draw like William Johnson



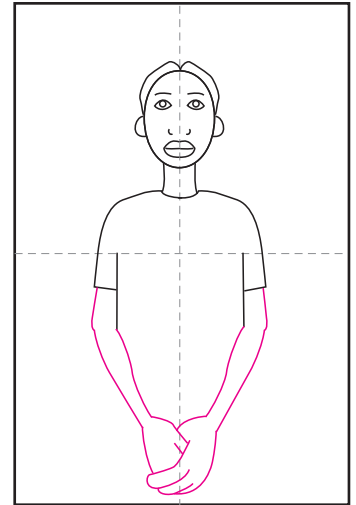
1. Draw the head and neck.



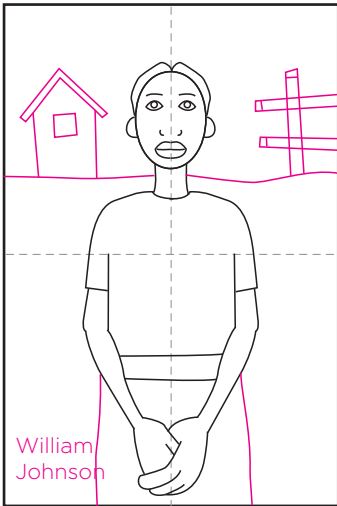
2. Fill in the facial features and add ears and hair.



3. Start the dress with the shoulders.



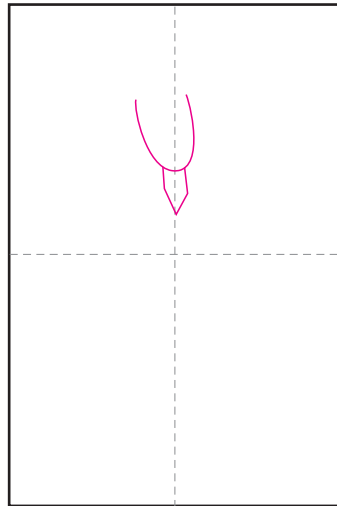
4. Add arms below. Notice the large hands that Johnson has on all his paintings.




5. Finish the dress. Draw the horizon line, add simple house and fence. Add artist's name.




6. Trace with a permanent black marker. Fill in everything with large, flat colors.



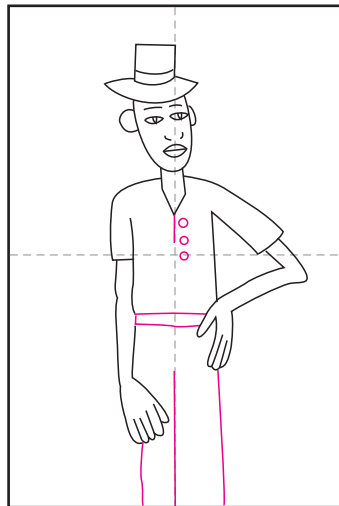
7. Start the head and neck.




8. Fill in the facial features and add ears and a hat.



9. Draw the shoulders and arms coming down from the sleeves. Note the large hands.



10. Finish with pants and buttons.



11. Add horizon line and simple farm surroundings. Write the artist's name in the corner.



12. Trace with a permanent black marker. Fill in everything with large, flat colors.