



Mission San Juan Capistrano




Mission San Juan Capistrano Line Art




Mission San Juan Capistrano Tutorial




1. Draw the main door sitting to the left of the center line. Add steps below. Make sure they are symmetrical in size.



2. Draw the front facade around the main door.



3. Add the right addition including bell tower and steps below.



4. Finish with landscaping and maybe some clouds in the sky.

