




Draw a Sunglasses Portrait




1. Trace the glasses lines.



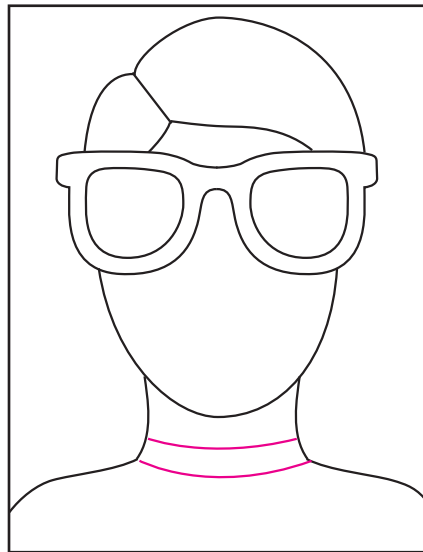
2. Start the bottom face drawing.




3. The top head with hair is added.




4. Draw the neck and shoulders.




5. Add a neckline as desired.



6. If longer hair is needed, it's added during this step.



7. Draw a nose and mouth.



8. Draw inside your glasses.



9. Trace with a marker and color.

