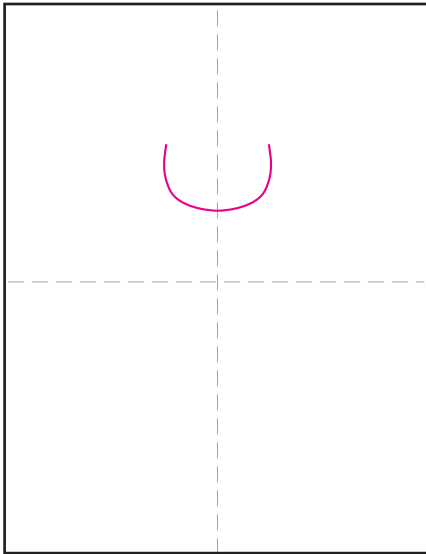
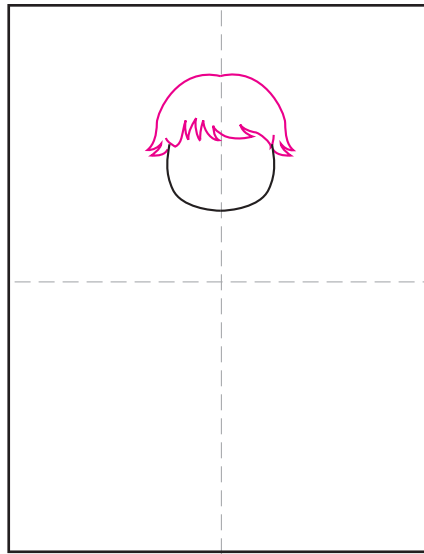


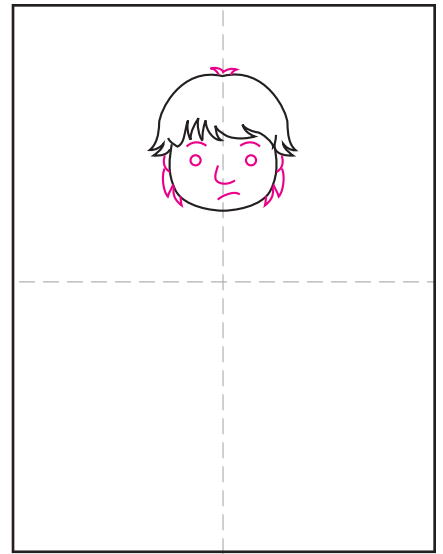
Draw Ron Weasley




1. Draw a large U for the head.




2. Add bushy hair on top




3. Add ears, more hair, and face.




4. Draw the collar and start robe.




5. Finish the robe and neckline.



6. Draw sweater edge, pants, shoes.



7. Add hands, wand, and hills.



8. Draw mountains and buildings.



9. Trace with a marker and color.

Ron Weasley

