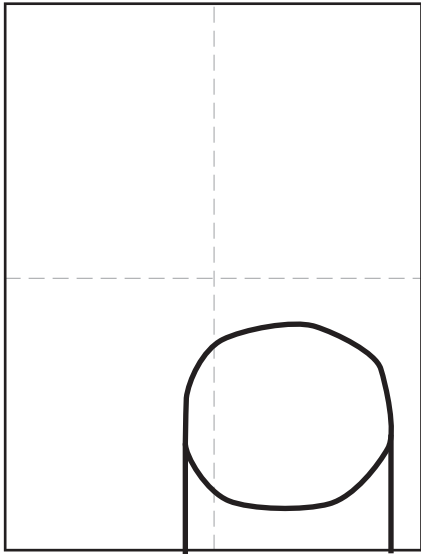
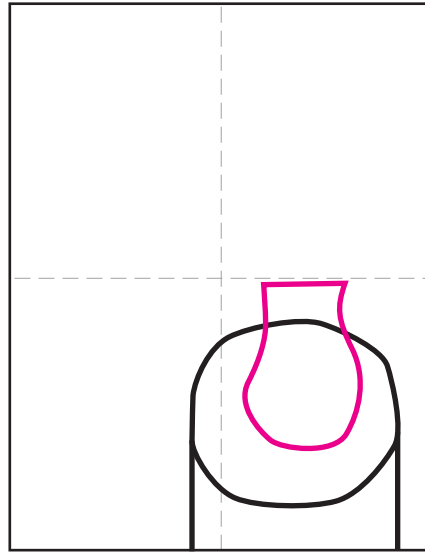



# Draw a Matisse Still Life




1. Draw a flat looking table.




2. Add a vase on top.




3. Erase the inside, draw 3 flowers.




4. Add stems to the flowers.



5. Draw floor and wall lines.



6. Use thin marker to add patterns.



7. Add more on the back wall.



8. Finish with patterns on the floor.



9. Trace with a thick marker and color.



# Matisse Still Life

