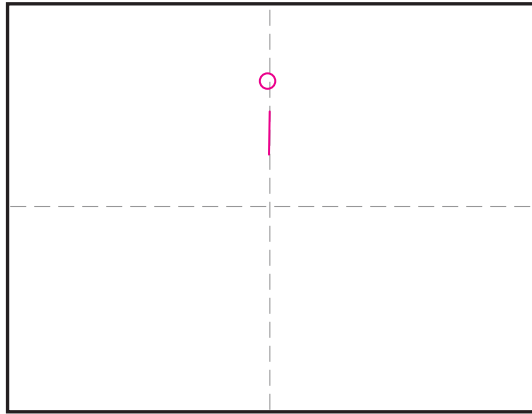



# Draw Trick or Treat Lettering



1. To center lettering, start with a middle "i".



2. Fill in the with T, R and C, K. Space them out.




3. Do the same for writing TREAT.



4. Outline the word TRICK.



5. Outline the word TREAT.



6. Draw a piece of candy.



7. Write the word "or" inside.



8. Fill in with decorations around the outside.



9. Trace with a marker and color.

# Trick or Treat Lettering

