
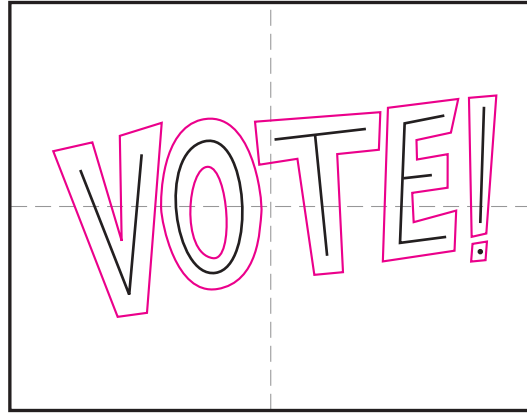



How to Make VOTE Burst Letters



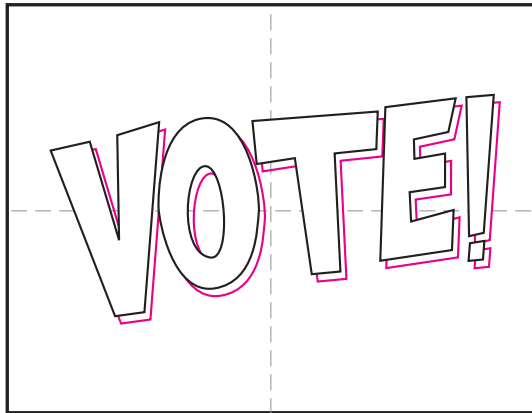
1. Write spread out V-O-T-E-! stick letters.




2. Turn all the sticks into block letters.




3. Erase the stick letter lines.




4. Add drop shadow lines to the side.




5. Fill in the shadow in with black marker.



6. Draw a large burst in the background. Make sure letters are breaking out in places.



7. Add a smaller matching burst inside.



8. Trace all lines with a thick black marker.



9. Fill in with patriotic colors.

VOTE Burst Letters

