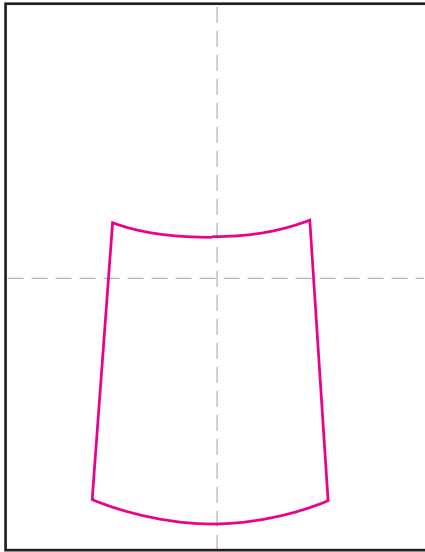
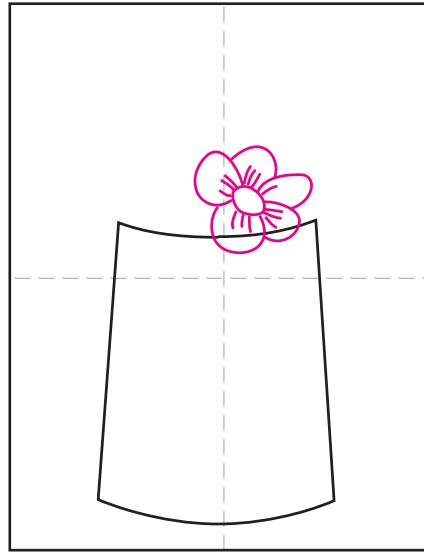



# Draw a Bouquet of Spring Flowers




1. Draw a simple can shape.




2. Draw a flower, overlapping a bit.



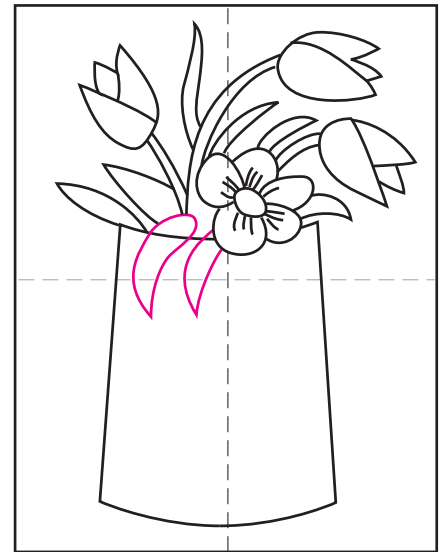
3. Erase inside, add three or more tulips.




4. Draw curving stems for each.




5. Fill in the background with leaves.



6. Add a couple overlapping the front.



7. Erase inside and draw the spout.



8. Erase inside and add a handle.



9. Trace with a marker and color.

# Bouquet of Spring Flowers

