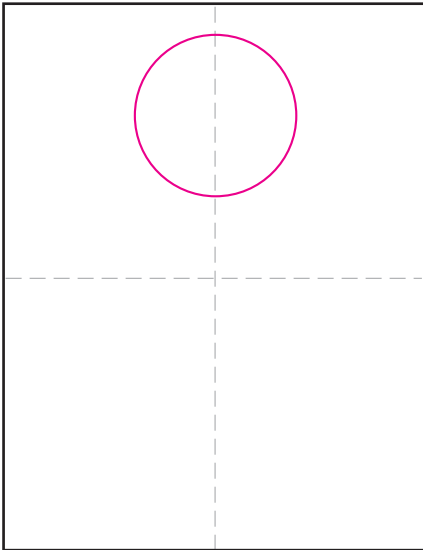
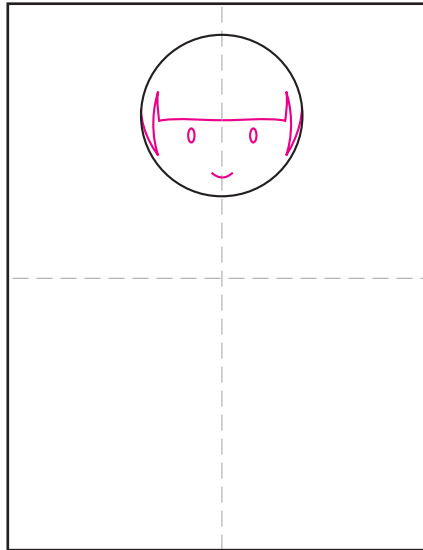


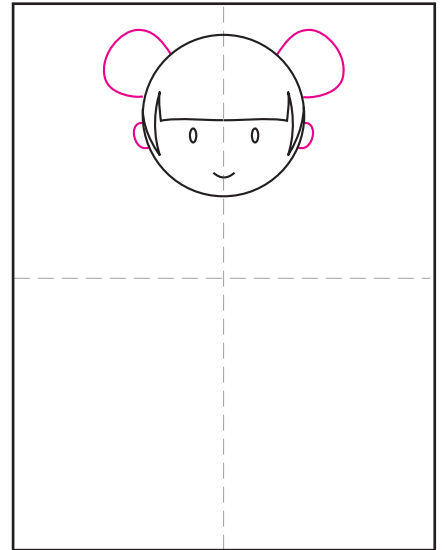
# Draw a Kimono




1. Draw a circle for the head.




2. Add the face and hair line.




3. Draw ears and two hair buns.




4. Add some bows below the buns.




5. Start the collar and edge of the robe.



6. Draw the obi and bottom robe.



7. Add the sleeves and hands.



8. Finish with socks and sandals.



9. Trace with a marker and color.

# Kimono

