
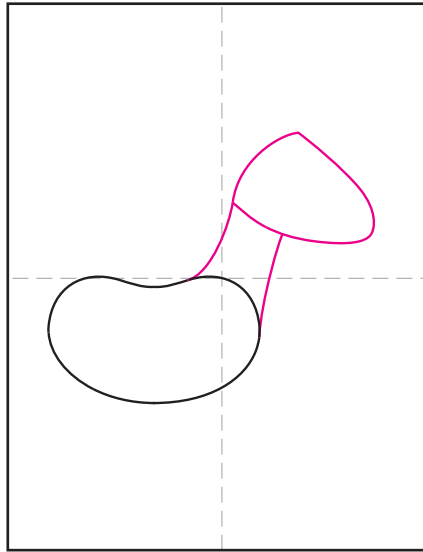


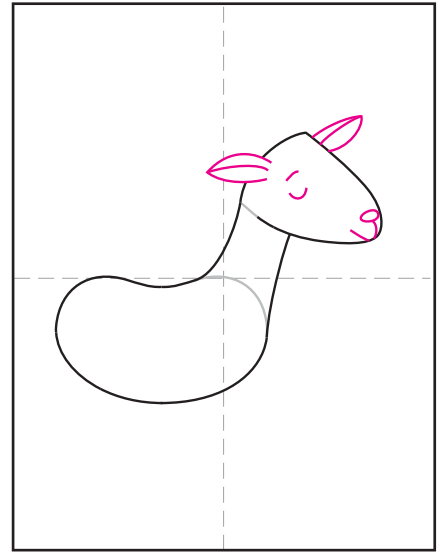
How to Draw a Goat




1. Start the body with a bean shape.




2. Add the simple head and neck above.




3. Draw the ears, face. Erase gray lines.




4. Add horns and tuft of hair.




5. Draw a front and back leg.



6. Add other two legs. Erase gray lines.



7. Add flowers and collar with a bell.



8. Draw background hill and sky.



9. Trace with a marker and color.

Goat

