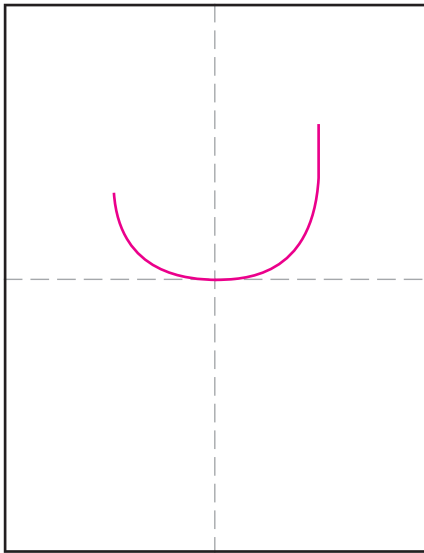
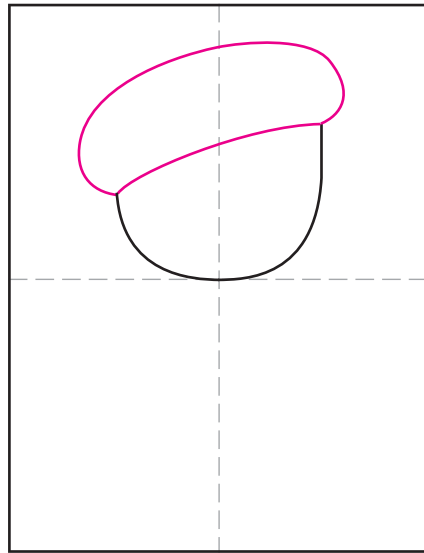


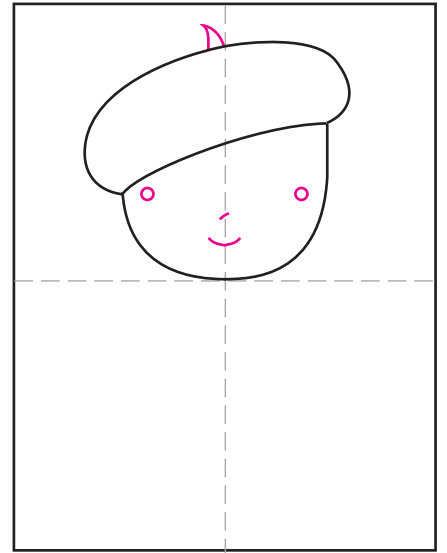
Draw a Cute French Girl




1. Start the face with a J shape.




2. Draw the angled hat.




3. Add the hat tip and simple face.




4. Start the scarf and shirt.




5. Add the sleeves and skirt.



6. Add simple hands, legs and shoes.



7. Finish scarf and draw hair lines.



8. Draw a bead necklace.



9. Trace with a marker and color.

Cute French Girl

