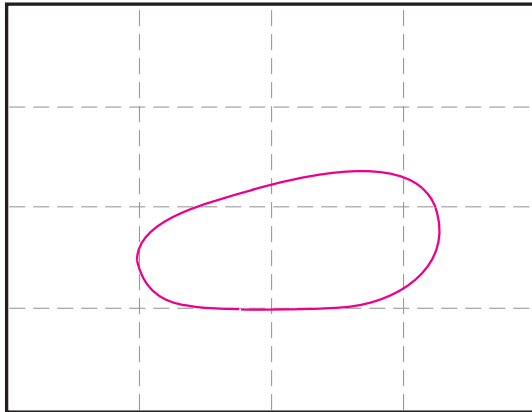
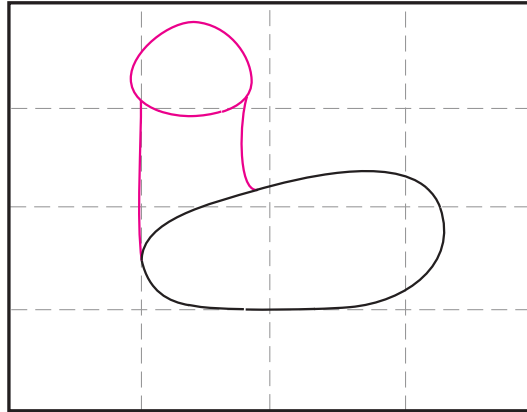



Draw a Sea Otter



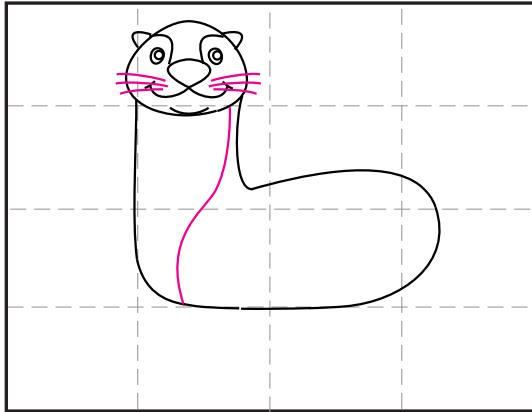
1. Draw an egg shape lying on its side.




2. Add a round head and connect with a neck.




3. Erase the inside line and draw the face and ears.




4. Draw the whiskers and neck line.




5. Erase the chin line and add two front legs.




6. Erase the inside leg line and start part of the back leg.



7. Erase the inside line and draw the tail and foot.



8. Erase the inside tail line and add a background.



9. Trace with a marker and color.

Draw a Sea Otter

