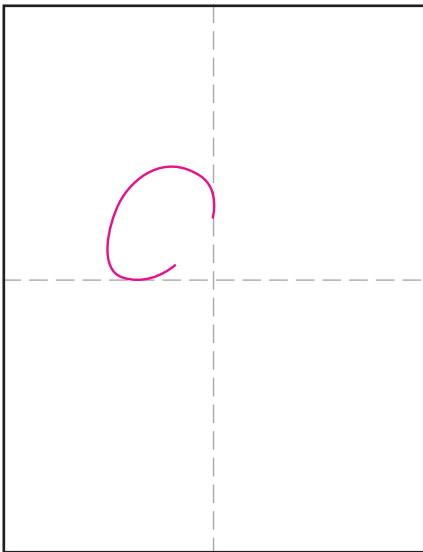




# Draw a Squirrel




1. Start the head.




2. Draw the eye, nose, mouth, ears.




3. Start the back with a curve.




4. Continue and add the back leg.




5. Draw an arm under the chin.



6. Add an acorn behind the paw.



7. Draw other arm, leg, tail. Erase line.



8. Add tree and horizon line.



9. Trace with a marker and color.

# Squirrel

