
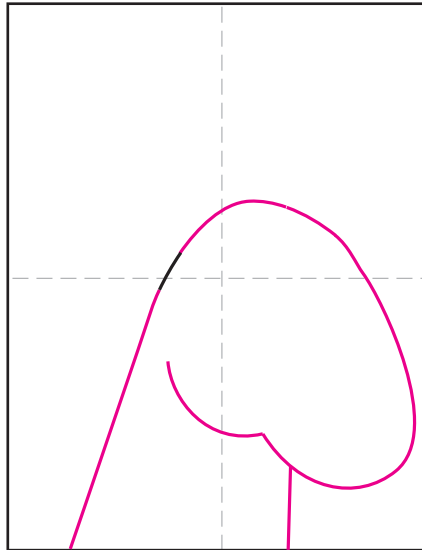


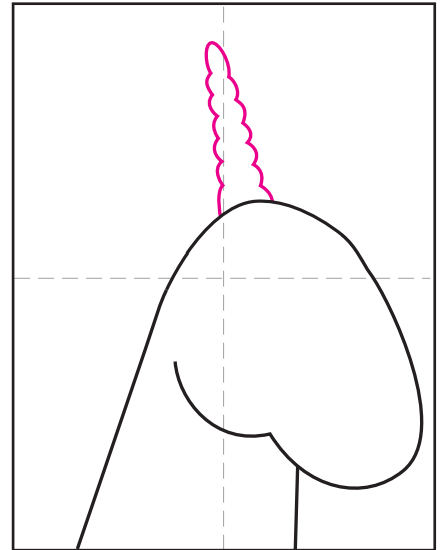
Draw a Unicorn



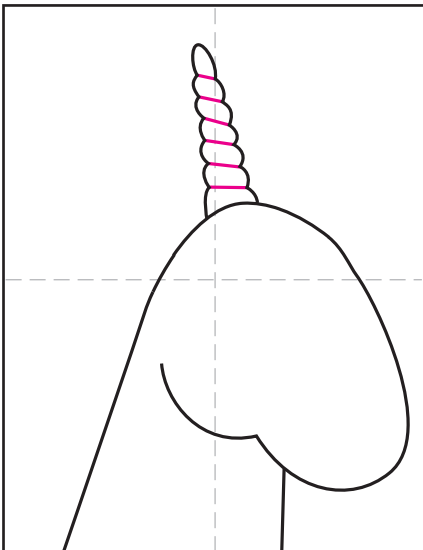
1. Scan to see my Unicorn YouTube video!




2. Draw the basic head shape as shown.




3. Draw the outside edge of the horn.




4. Add lines inside.




5. Draw the two ears.



6. Start the outside mane shape.



7. Add the inside mane stripe lines.



8. Finish the details on the face.



9. Trace with a marker and color.

Unicorn

