
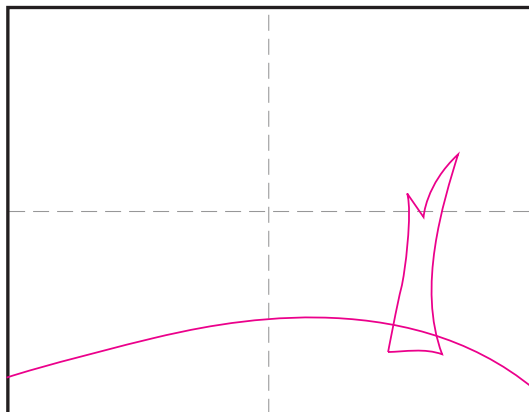


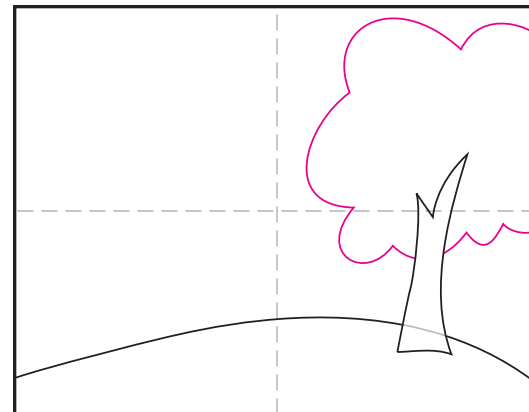
Draw a Fall Tree




1. Scan to see a matching YouTube video.




2. Draw a hill and add a simple tree trunk.




3. Erase inside, and draw leaves around it.




4. Draw a large bush on the left.




5. Erase inside and add another bush.



6. Add an assortment of leaves in the tree.



7. Draw a few that are blowing away.



8. Add a few more that are closer and larger.



9. Trace with a marker and color.

Fall Tree

