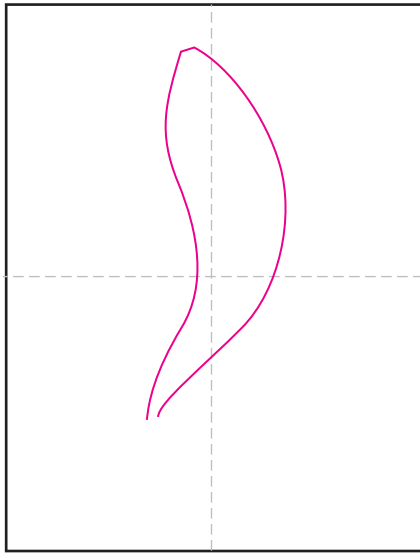
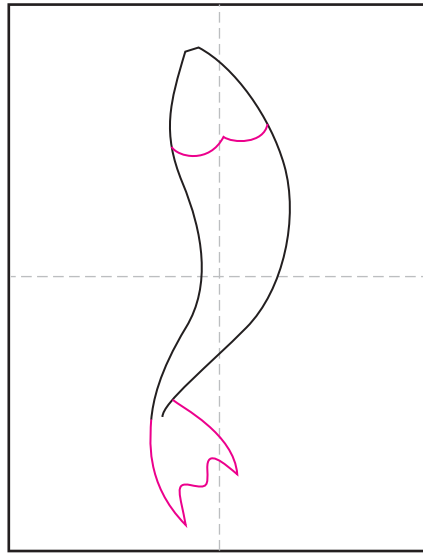


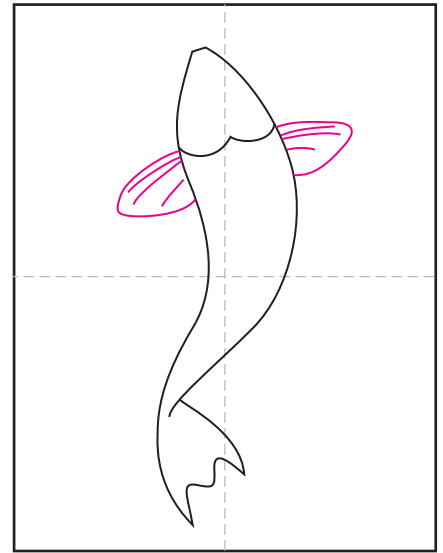
Draw a Koi Fish and Lily Pads




1. Start the curved body shape.



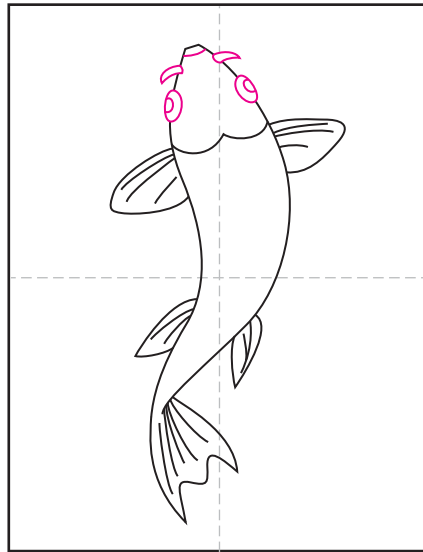
2. Add the tail, and a line the indicate the head.




3. Add two outstretched front fins.




4. Add two back fins, and lines in the tail.




5. Draw two eye shapes, erase the lines inside. Add mouth details.




6. Draw a long curved top fin.



7. Add lots of curved lines for the scales.




8. Fill in the background with lily pads and wave lines.



9. Trace with marker and color.

Koi Fish and Lily Pads



Koi Fish and Lily Pads

