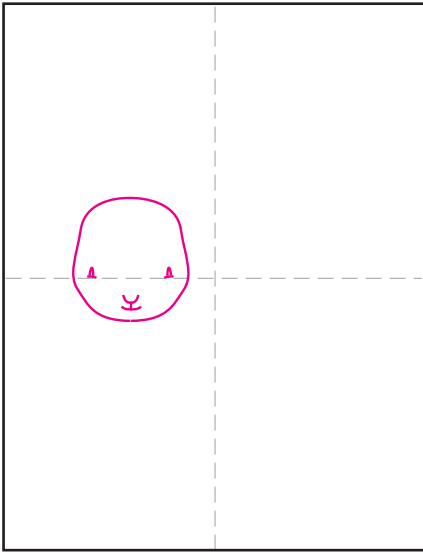
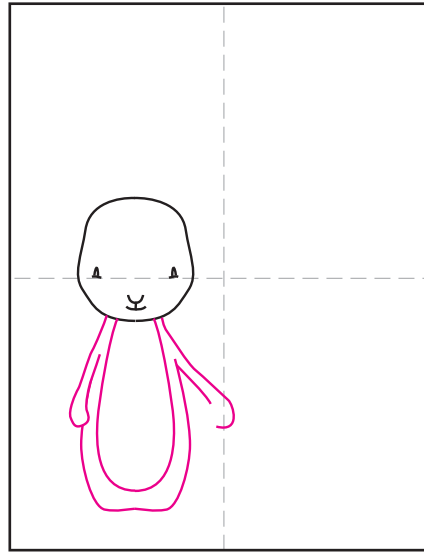



# How to Draw a Baby Bunny




1. Draw the big bunny head on the left.




2. Add a body below, with an open paw.




3. Draw the ears and feet below.




4. Draw the baby bunny arm.




5. Add the bunny body.



6. Draw a sideways looking head.



7. Add ears to the small bunny.



8. Draw the small feet and grass line.



9. Trace with a marker and color.

Happy Mother's

Day

