



Art Journal Doodle Name




Doodle Name Tutorial




1. Write your name in pencil, making sure to have space between each letter.




2. Draw block letters around the stick letters.




3. Add an even outline around the block letters.



4. Draw some attached “bubbles” around the letters.



5. Fill in the empty spaces with more bubbles, until the drawing looks balanced.



6. Fill the bubbles with round lines. Trace all in black and erase extra lines. Color your name with warm or cool colors, and then fill in the bubbles with the opposite.

Doodle Name

