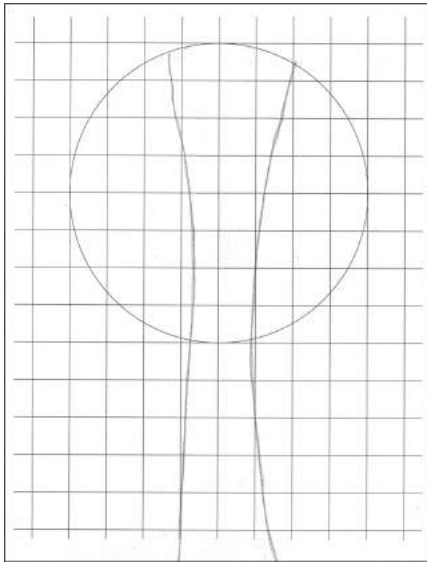
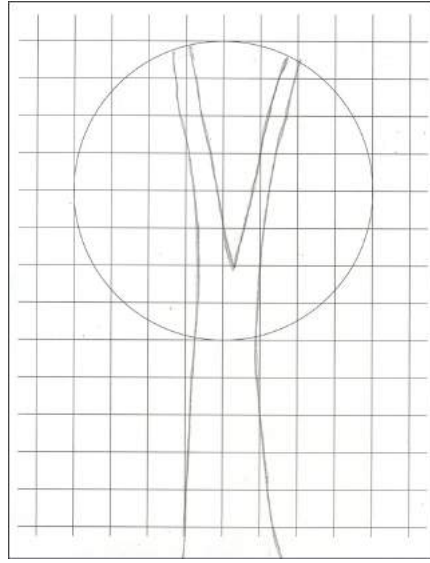



# Draw a Circle Grid Tree




1. Print template and start the tree.




2. Add inside V shape.



3. Add some medium sized branches.



4. Fill with smaller branches.



5. Trace with a black marker, color.



6. Fill inside circle with warm stripes.



7. Start the sky at the top with two shades of blue.



8. Continue the sky checkerboard.



9. Finish with a green checkerboard.



# Circle Grid Tree



