




# Halloween Cat Collage Tutorial




1. Cut nine 2.5" x 3.5" cards from orange paper.




2. Cut nine black cards, and yellow scrap of paper.



3. Print Cat Drawing Guide for Cats.



4. Draw the cat shapes on the black paper. Try my examples – or draw your own.




5. Cut all the cats shapes out.




6. Glue black cats to the orange cards. Add some tails.



7. Fold the yellow paper and cut out eyes. Glue them to the cats and draw slits with a marker.



8. Take a trading card sleeve page.



9. And enjoy arranging your mini cat collages!

# Halloween Cat Collage



# Drawing Guide for Cats

