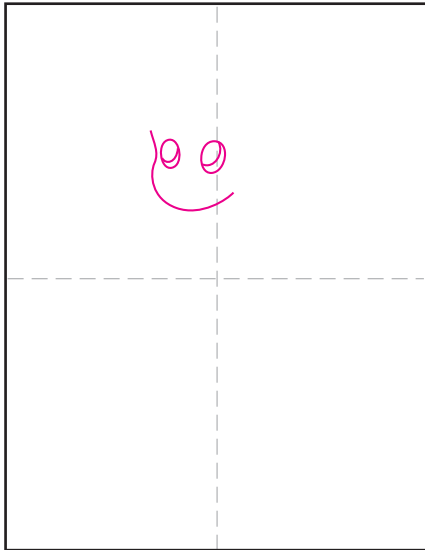




How to Draw Cindy Lou Who




1. Draw the side of the face and eyes.




2. Add the nose and mouth below.




3. Draw the hair with bangs.




4. Finish the hair, add neck and collar.




5. Start the nightgown shape.




6. Add the arm and hem.



7. Draw bows in her hair.



8. Add her antennae lines.



9. Trace with a marker and color.

Cindy Lou Who

