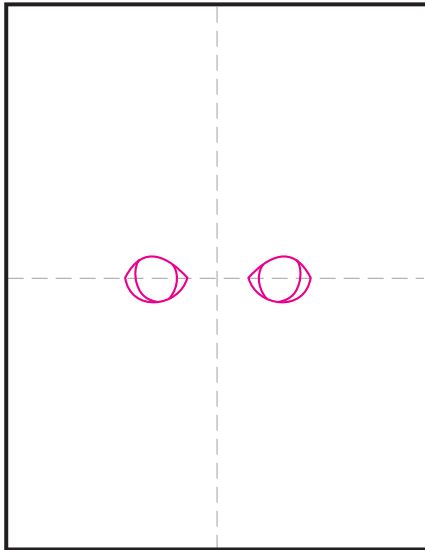


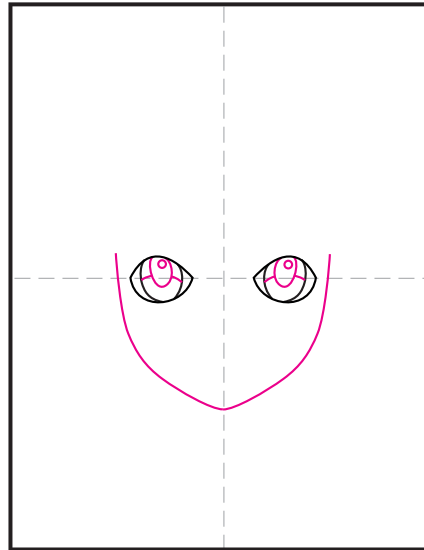
Draw Yourself as an Anime Character



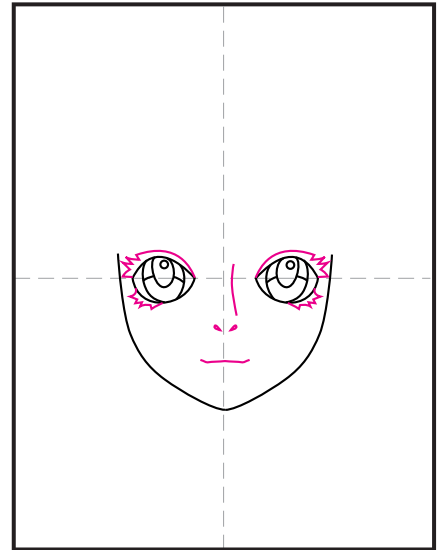
Draw Yourself as an Anime Character




1. Draw two very large eye shapes. Add the iris lines inside.




2. Add details to the eyes and draw the bottom of the head with a pointy chin.




3. Draw the eyelashes (with pointy tips or smooth) and the simple nose and mouth.



4. Draw the very large forehead above the face, and the ears on the sides.




5. Add a skinny neck and shoulders. See sample page for more clothing ideas.



6. Finish the hair to look like your own. See sample page for more hair examples.



7. Trace with a marker and color with crayons or colored pencils.



8. Another option. Remember, anime heads have large foreheads, giant eyes...



9. ... a very simple nose and mouth, and the chins tend to be pointy.

Draw Yourself as an Anime Character



