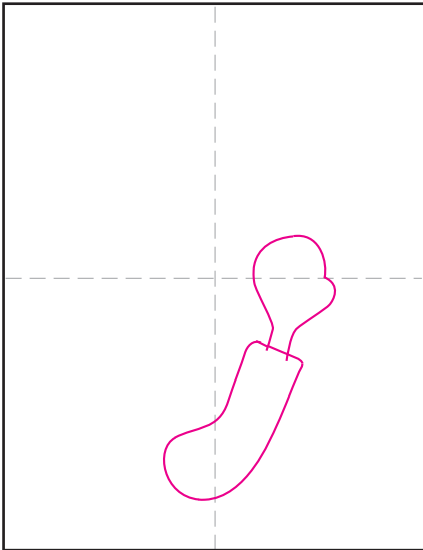
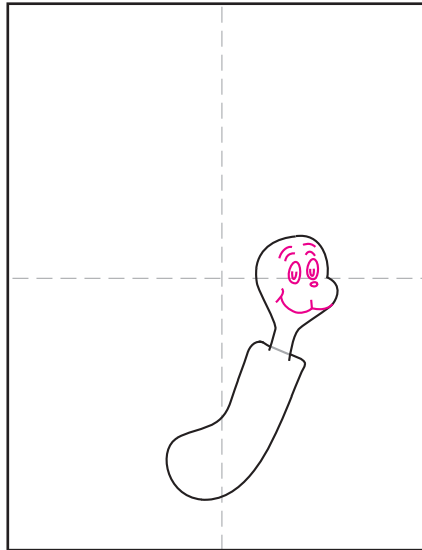


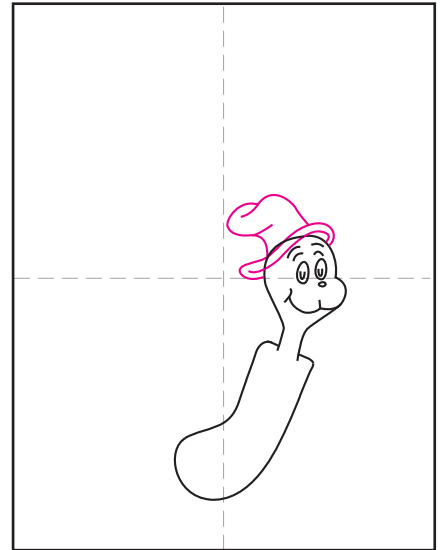
How to Draw Sam I Am




1. Draw the head and body shape. (It will look strange at first, don't worry!)




2. Add the eyes, nose and mouth line to the face.




3. Draw the floppy hat that goes over the top of the head.



4. Erase the head line inside the hat and then add the hat and fur lines.



5. Draw the two arms and add hands with pointy fingers.



6. Erase the shoulder lines. Draw the leg and the fur lines around the rear end.



7. Erase the rear end line. Add the shadow and fur lines, and round tray.



8. Draw the simple ham and eggs on top of the tray, erase inside gray lines.



9. Trace with a marker and color.

Sam I Am

