




Hilma af Klint Instructions



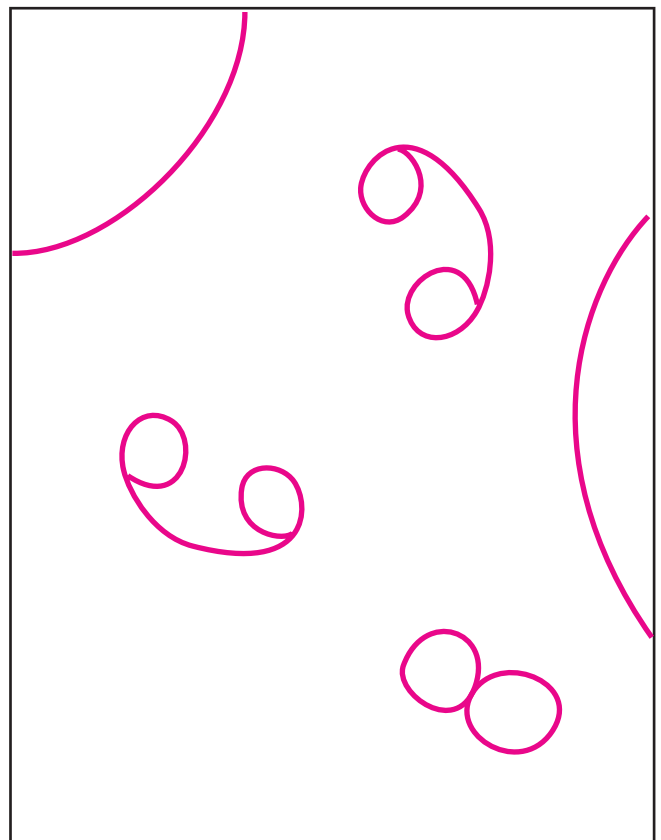
1. Draw one large shell somewhere on your paper with a crayon. Press hard to make a dark line that will keep the watercolors from spreading into each other.



2. Switch to another crayon color. Add a long and large loop de loop that goes from one side of the page to the other.



3. Switch to another crayon color. Add at least one large oval with rings inside, and one round circle with rings inside. Vary the sizes to make an interesting composition.



4. Switch to another crayon color. Fill in any leftover spaces curly doodle shapes and maybe one or two curved lines going off the page. Paint with watercolor as inspired.

Paint like Hilma af Klint

