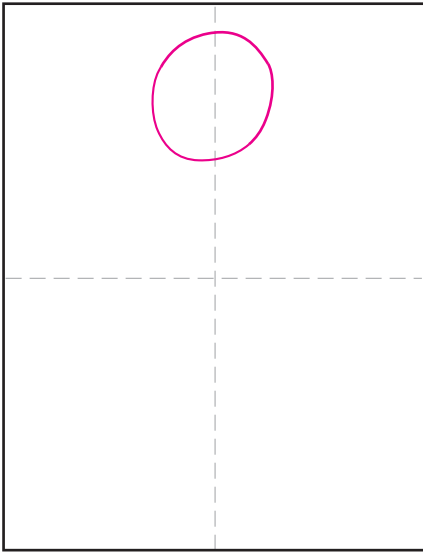



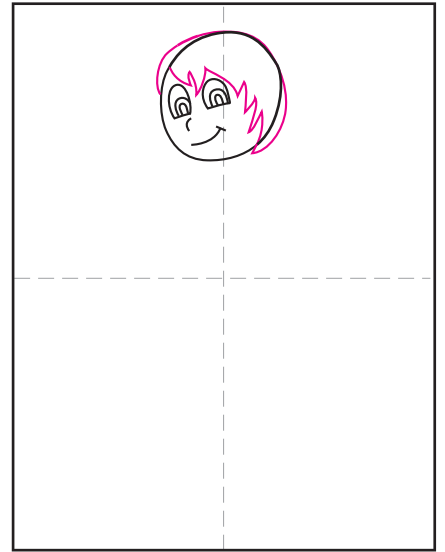
Draw a Joy from Inside Out




1. Draw a circle for the head.




2. Add the cartoon face.




3. Draw the hair around the face.




4. Erase the head line and add details.




5. Start the top of the body.




6. Add the bottom of the dress.



7. Draw the arms and legs.



8. Add the patterns to the dress.



9. Trace with a marker and color.

Joy from Inside Out

