
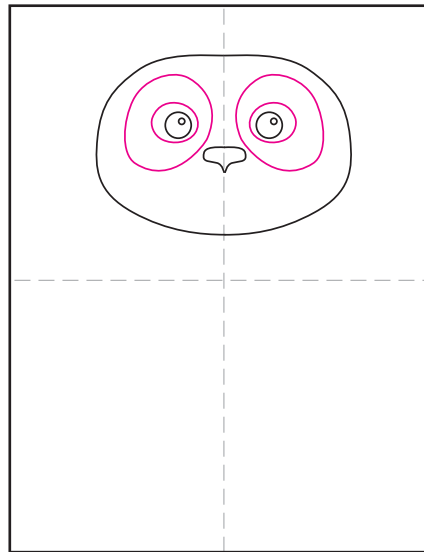


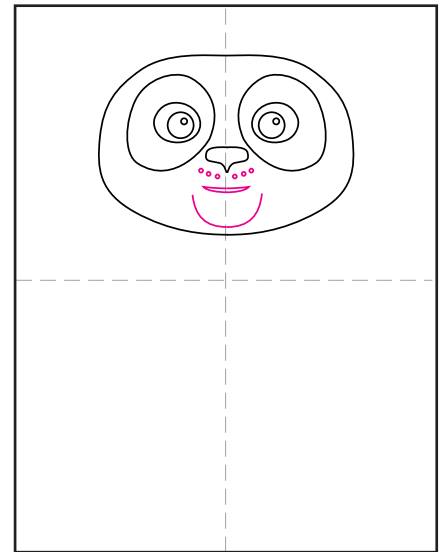
How to Draw Kung Fu Panda




1. Draw a large head, eyes and nose.



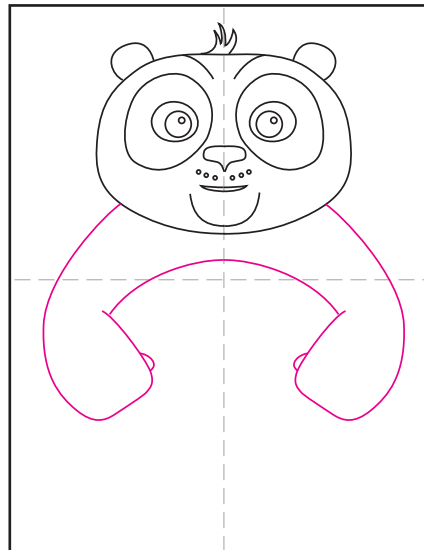
2. Add two circles around each eye.




3. Draw the mouth, chin and dots.




4. Add the brows, ears and tufts of hair.




5. Draw the symmetrical arms.



6. Add the symmetrical legs below,



7. Draw lines for the shorts.



8. Add lines for the belt and leg wraps.



9. Trace with a marker and color.

Kung Fu Panda

