























Caricatures



How to Draw a Caricature

Caricatures are all about exaggeration. An easy way to draw one is to concentrate on just one or two features, and keep the rest very simple. Use the ideas below to first draw the head shape, then the hair, and then simple eyes, nose and mouth.

HEAD SHAPES: Wide, narrow, triangle shape, square, pointy, etc.



HAIR STYLES: Curly, straight, tall, styled, wavy, balding, etc.

