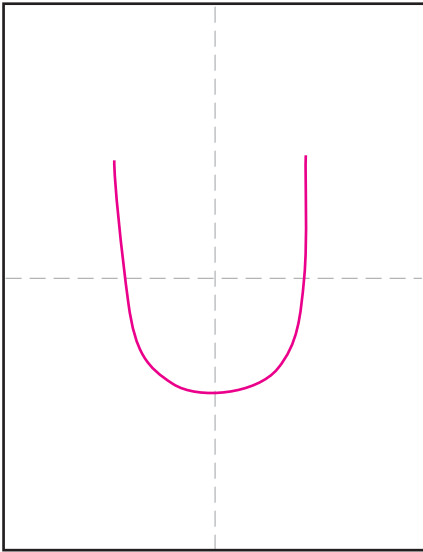
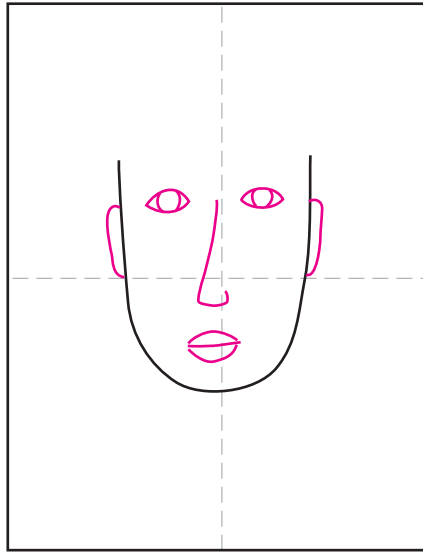


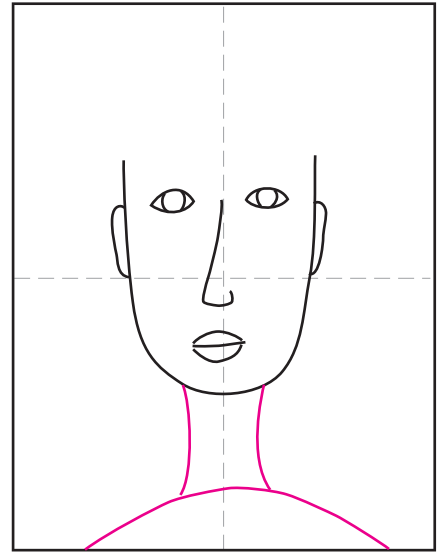
Draw a Watercolor Self Portrait




1. Draw a large U shape. It can be extra tall, if you want a more graceful look.




2. Add simple eyes, nose, mouth, ears. No lashes, brows or details.




3. Add simple neck and curve for the body. No clothing details.




4. Add glasses if you wish. Add VERY simple hair with lines that do not touch.




Option 5: Simple short hair.



Option 6: Medium length curly hair.



7. Long straight hair.



8. Short curly hair.



9. Trace with a marker and paint. Leave white space between the open shapes.

Watercolor Self Portrait



