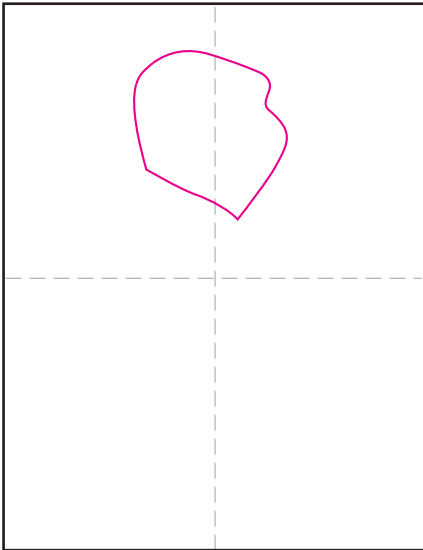
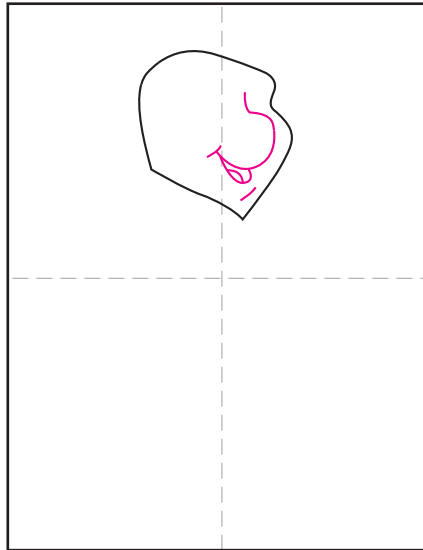


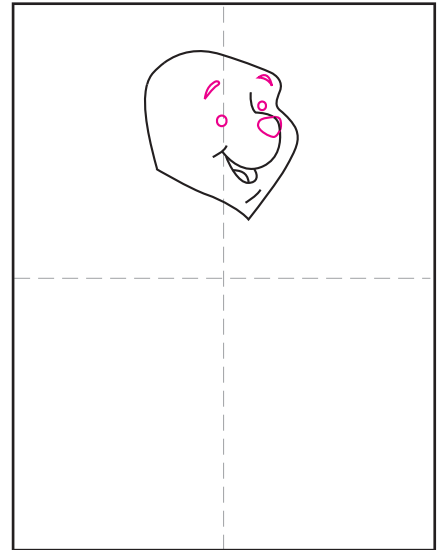
Draw Winnie the Pooh




1. Draw the shape of the head.




2. Add the cartoon mouth shape.




3. Draw the nose, eyes, and brows.




4. Add two ears.



5. Draw the shirt.



6. Add the two arms.



7. Draw the belly.



8. Add the two legs, erase inside line.



9. Trace with a marker and color.

Winnie the Pooh

