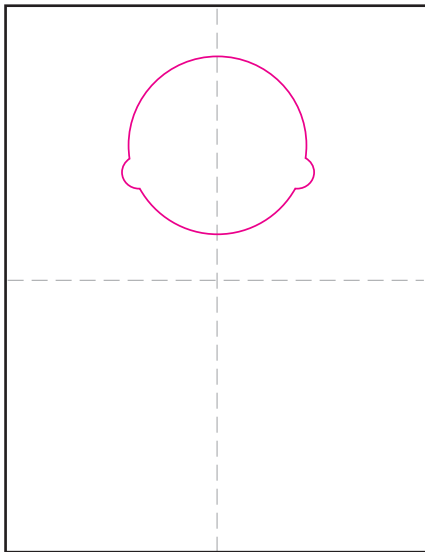
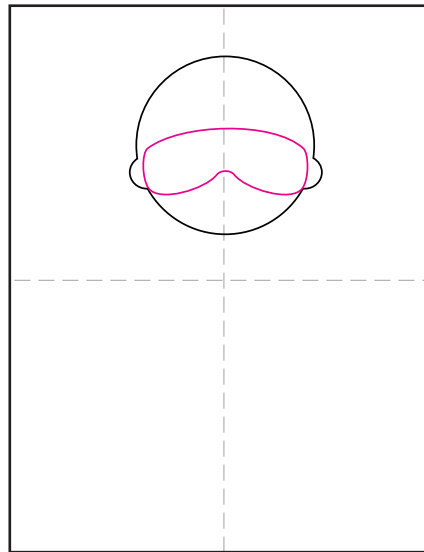


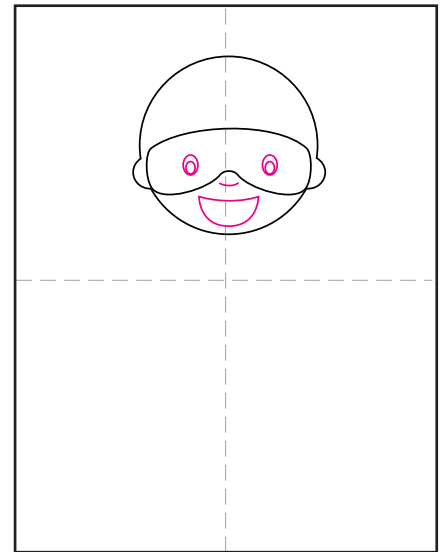
How to Draw a Scientist




1. Draw a round head shape with ears.




2. Add a large goggle shape.




3. Draw the eye, nose and mouth.




4. Add the hair on top of the head.




5. Draw the lapel with a tie.




6. Add the jacket and hands.



7. Draw the pants, shoes and hair.



8. Add a beaker in one hand.



9. Trace with a marker and color.

Scientist

