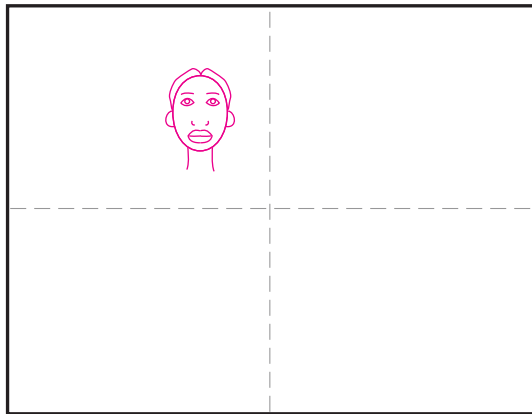
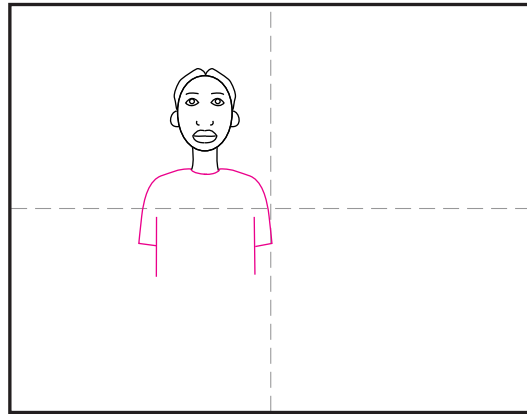


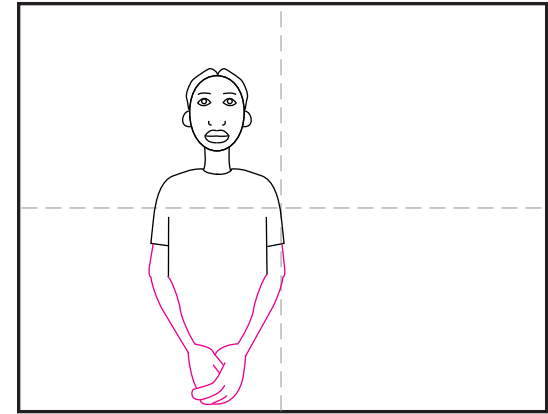
How to Draw like William H. Johnson



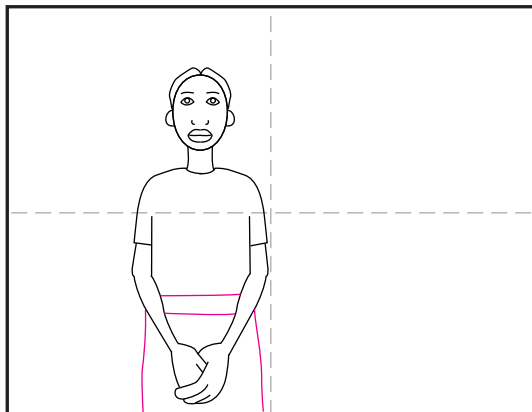
1. Draw the woman's head and face, add a neck.




2. Start her dress with her shoulders and sleeves.




3. Draw her arms, folded like this, with large hands.




4. Finish her dress with waistband and skirt lines.



5. Start the man with the head, hat, and neck.



6. Add his shirt and collar.



7. Draw his arms, legs and belt.



8. Add a background with simple farm shapes.



9. Trace with a marker and fill with bright colors.

Draw like William H. Johnson

