


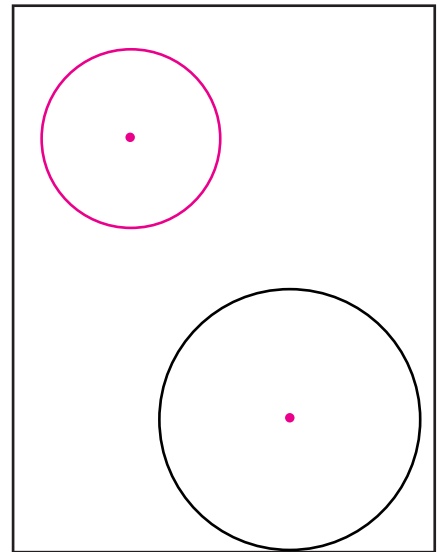
Delaunay Art Project



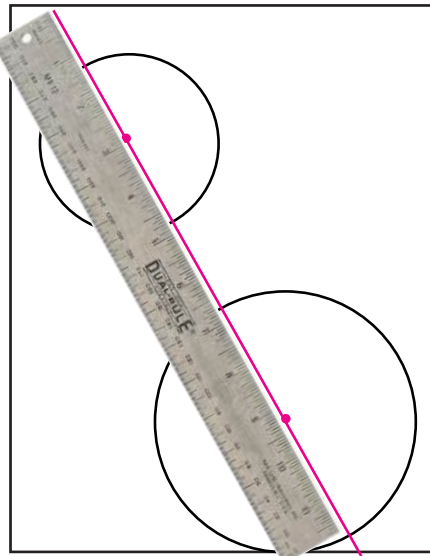
1. Collect tools of a large lid to trace, circle template and a ruler.



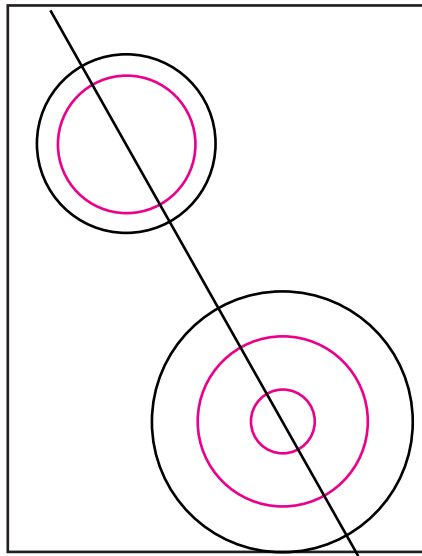
2. Use a lid to trace a circle in a corner. It should be about 5" wide.



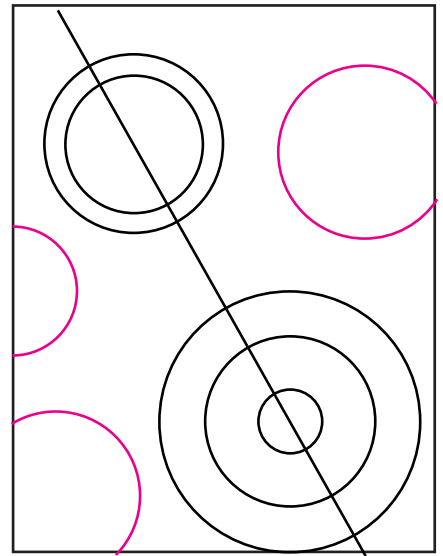
3. Use template to trace a large circle in the opposite corner, add center dots.



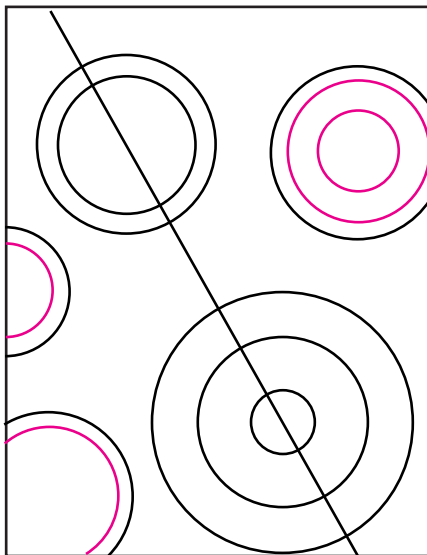
4. Use a ruler to connect the two dots.




5. Use template to add more circles inside. Align so they are concentric.




6. Draw at least three more medium circles around the page.



7. Use template to add more circles inside. Align so they are concentric.



8. Fill in any other open spaces with one or more small circles.



9. Trace with a marker and color. Try using a limit of 6 colors or less so that they are all repeated several times.

Delaunay Art Project

