




Bee Collage



Bee Collage



1. Draw a half circle on yellow card stock paper and cut it out.




2. Cut larger strips of black strips and a white rectangle and glue down with an overlap.




3. Trim off the excess and glue the body down. Draw two wings and cut them out.



4. Glue two wings down at top of the body.



5. Use a Sharpie marker to draw the face, the antennae and the legs.



7. Repeat to fill your page. Smaller bees may get stripes with a black marker instead of paper.

