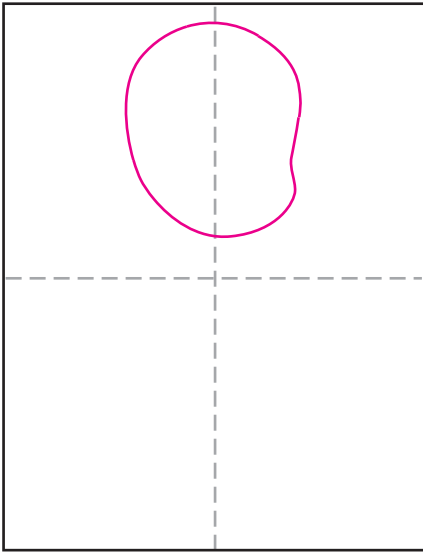
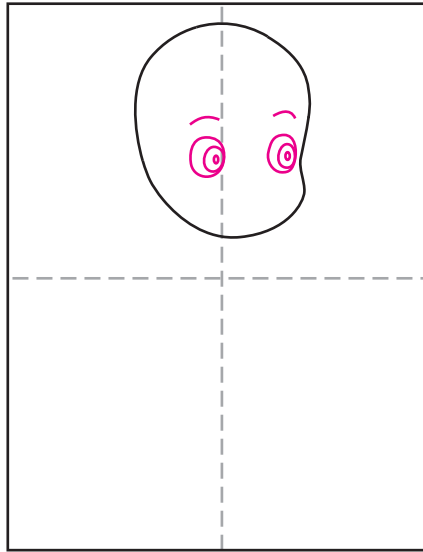


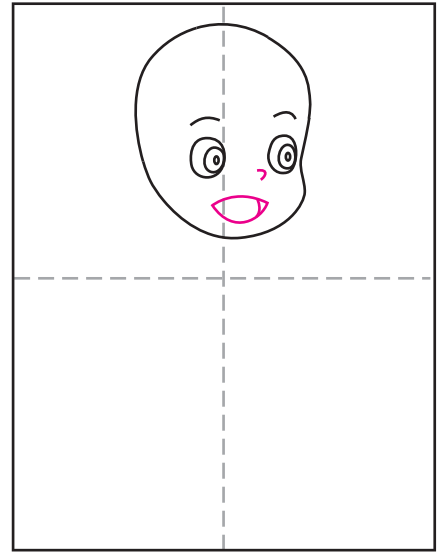
How to Draw Ponyo




1. Draw the large head.




2. Add two eyes.




3. Draw the nose and mouth.




4. Add the hair line on the right side.




5. Add the ear and hair on the left.




6. Draw the top of the dress.



7. Add the arms and bottom of the dress.



8. Add the legs and a flower.



9. Trace with a marker and color.

Ponyo

